

Patternübersicht



Western Riding

LK 1-3 A/B Pattern 6

Senior Superhorse (2018)

LK 1-2 A/B Pattern 3

Reining

LK 1-2 A/B Pattern 11

LK 3 A/B Pattern 6

LK 4 A/B Pattern 14

Ranch Riding (12/2017)

LK 1 A/B Pattern 7

LK 2 A/B Pattern 7

LK 3A Pattern 7

LK 3B Pattern 7

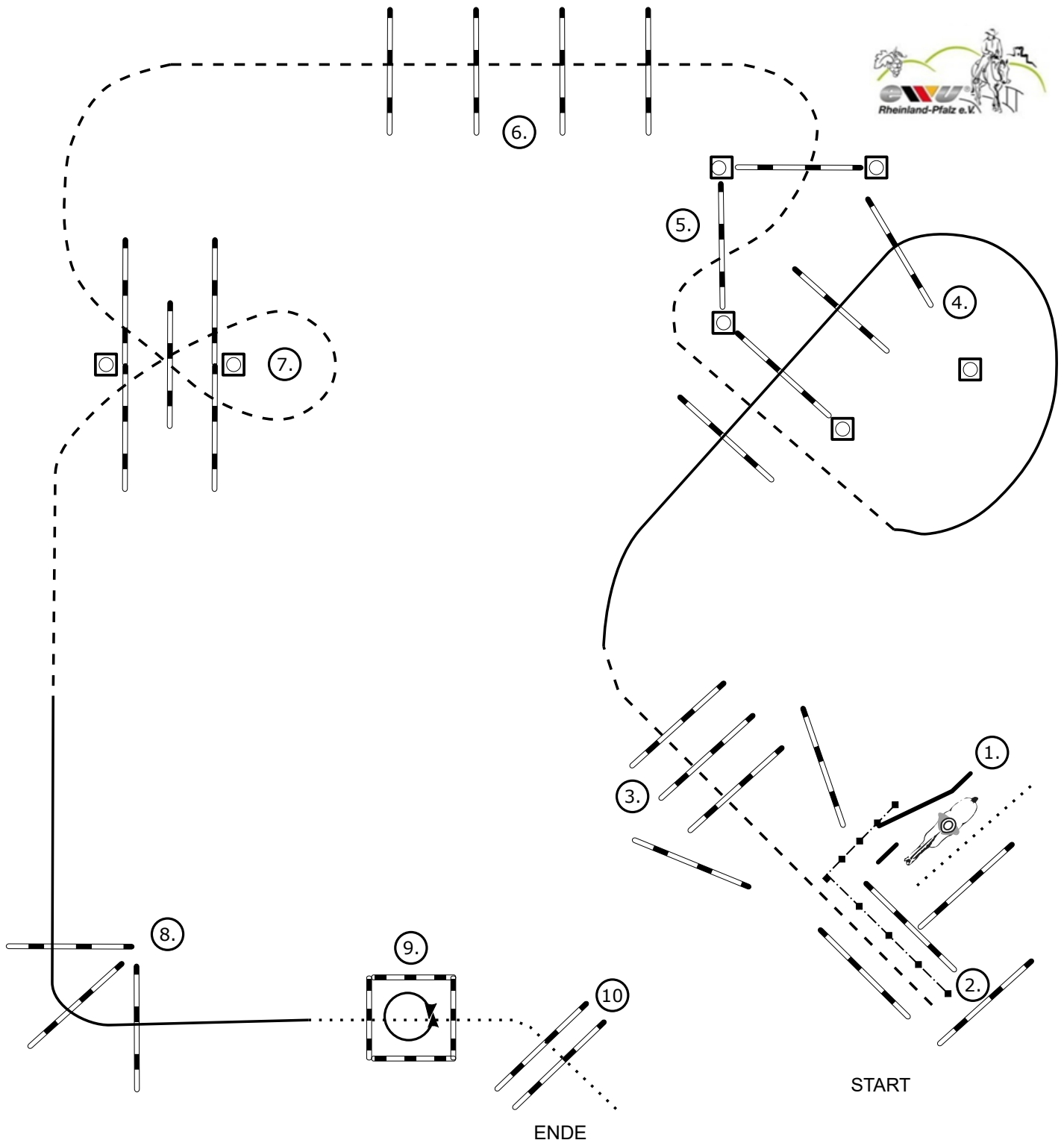
LK 4A Pattern 5

LK 4B Pattern 5

LK 5A Pattern 5

LK 5B Pattern 5

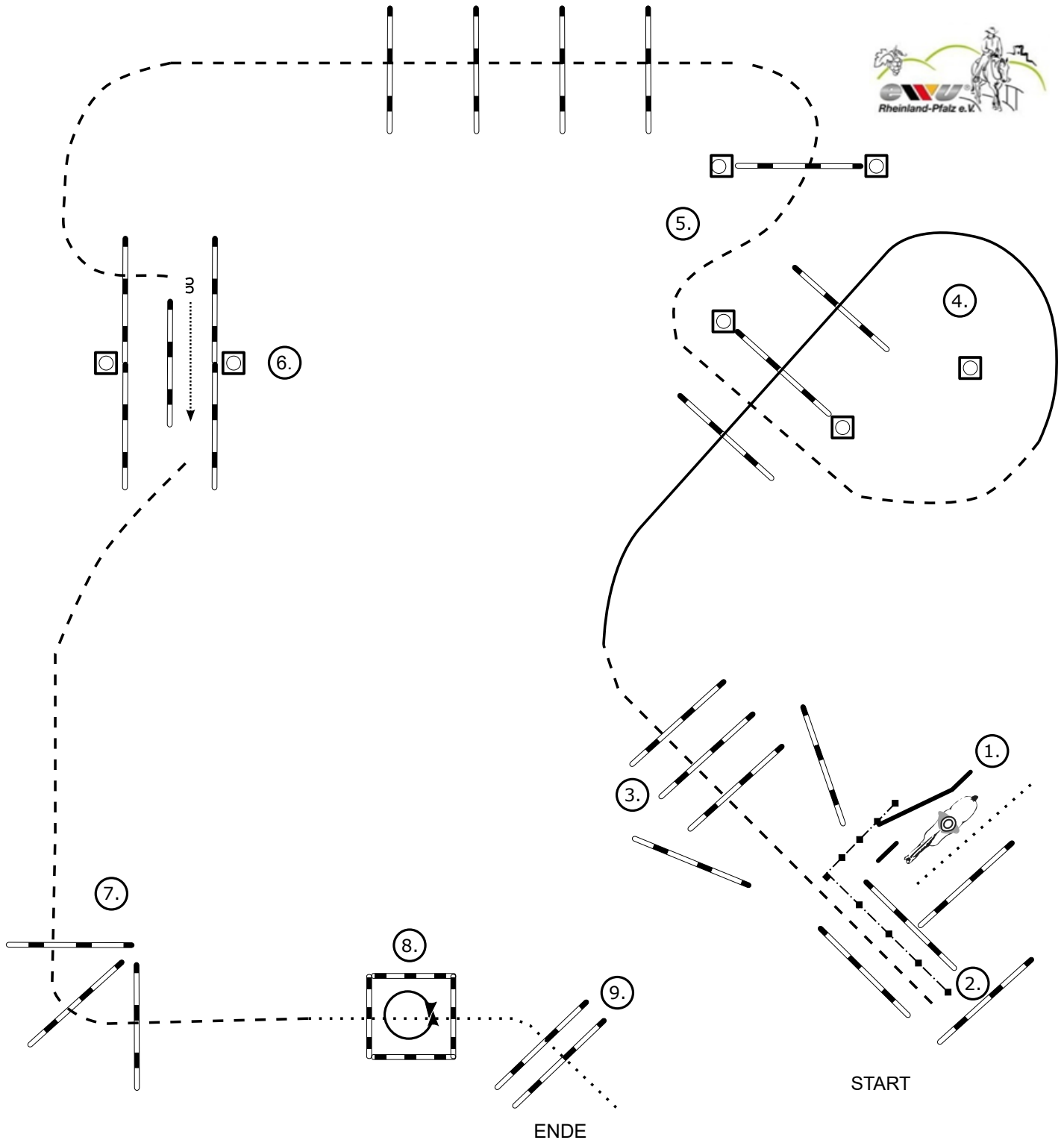
Trail Horse LK 1/2 A/B



1. Walk to gate, gate
2. Back up
3. Jog over poles
4. Lope over poles
5. Jog over poles
6. Jog over poles
7. Jog over poles
8. Lope over poles
9. Walk into box, 360° turn (r or l), walk out
10. Walk over poles

- Schritt
- - - - - Trab
- Galopp
- ◆- - - -◆ Rückwärts
- no> Seitwärts
- X — Galoppwechsel

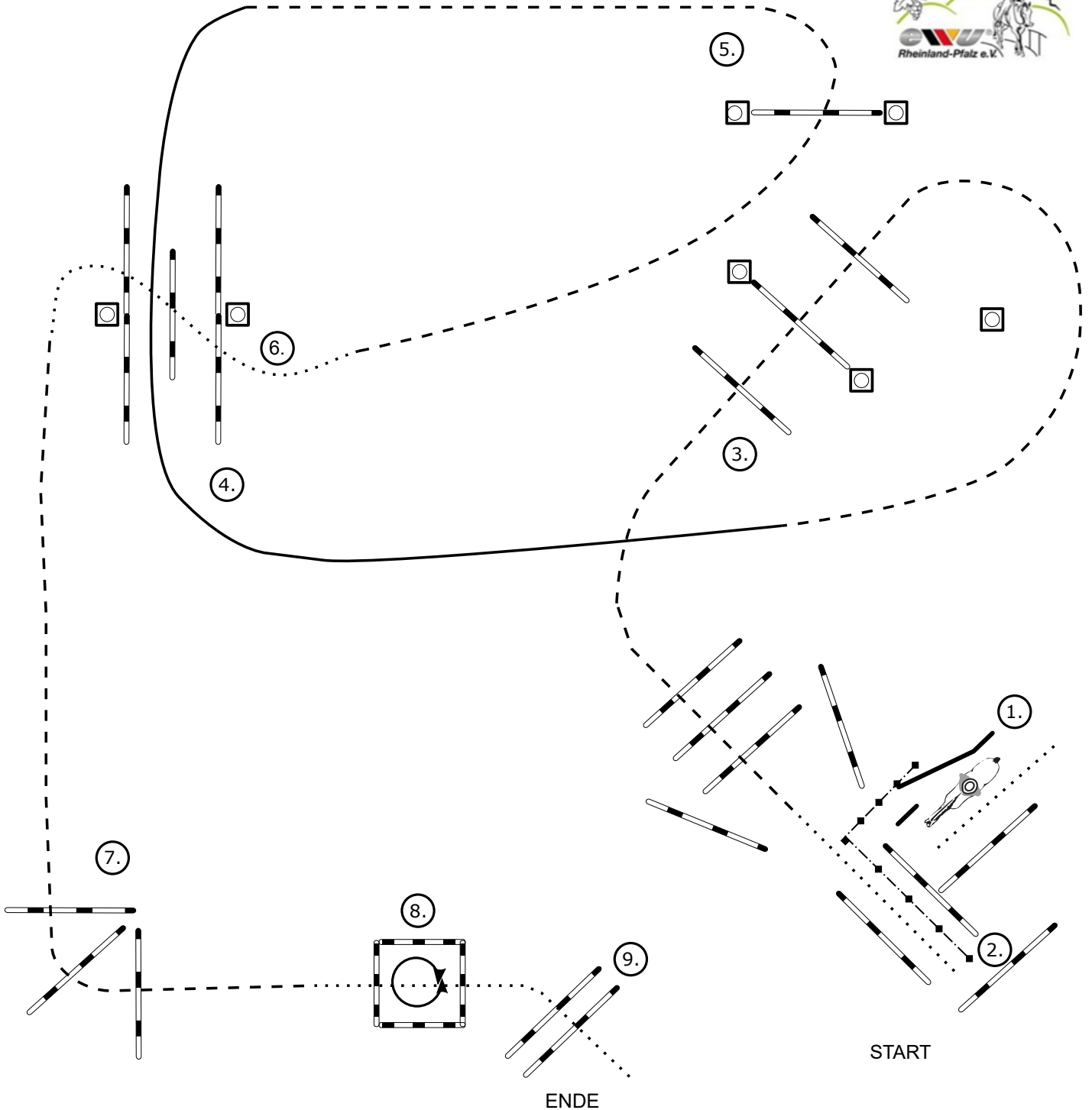
Trail Horse LK 3 A



1. Walk to gate, gate
2. Back up
3. Jog over poles
4. Lope over poles
5. Jog over poles
6. Stop inside poles, sidepass over pole
7. Jog over poles
8. Stop or walk, walk into box, 360° turn (r or l), walk out
9. Walk over poles

- Schritt
- - - - - Trab
- Galopp
- ◆- - - -◆ Rückwärts
- no> Seitwärts
- X — Galoppwechsel

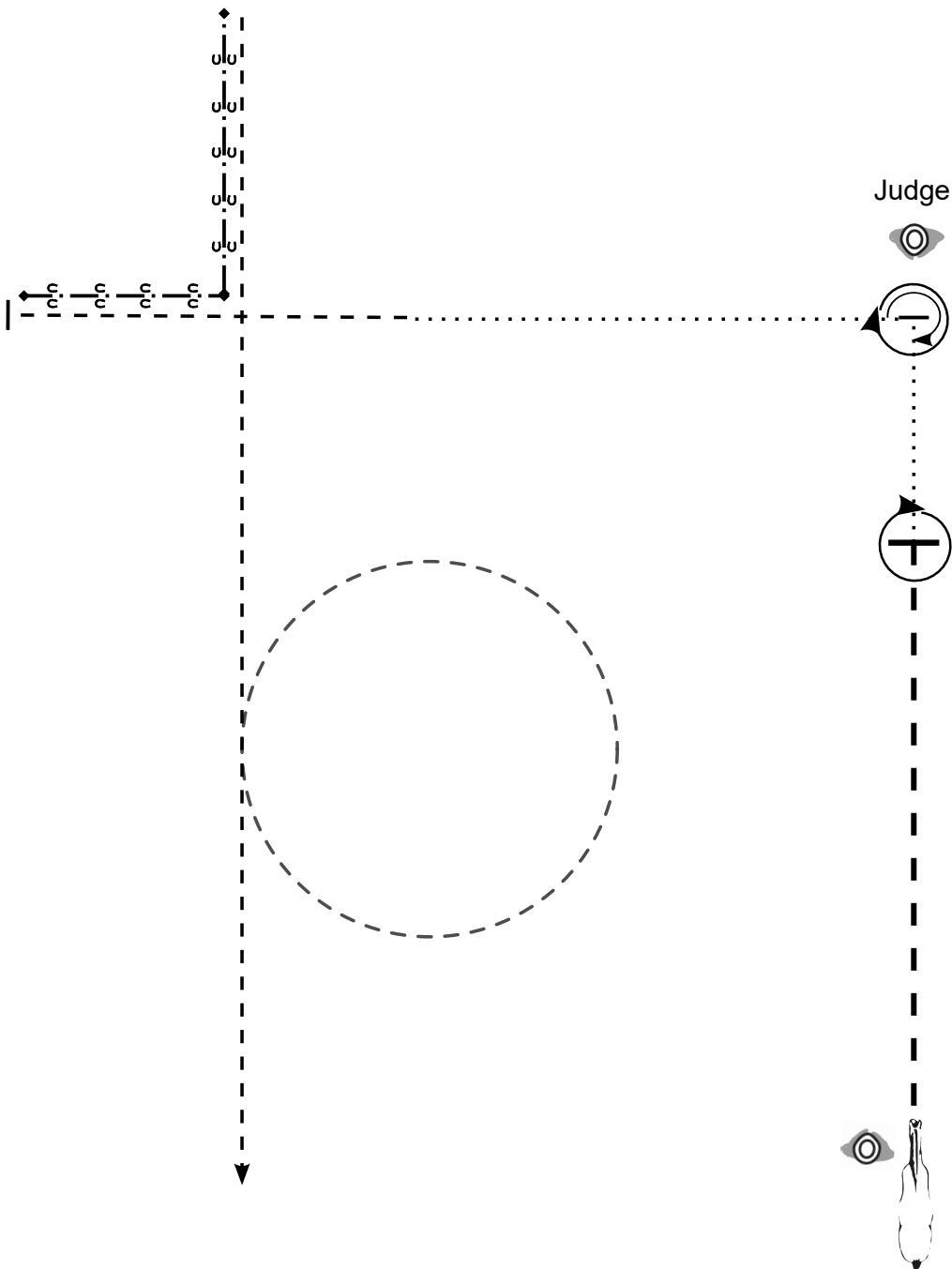
Trail Horse LK 3-4 B / LK 4 A / LK 5 A/B



1. Walk to gate, gate
2. Back up
3. Walk, jog over poles
4. Lope thru poles
5. Jog over poles
6. Walk over poles
7. Jog over poles
8. Stop or walk, walk into box, 360° turn (r or l), walk out
9. Walk over poles

- Schritt
- - - - - Trab
- Galopp
- ◆- - - -◆ Rückwärts
- no> Seitwärts
- X — Galoppwechsel

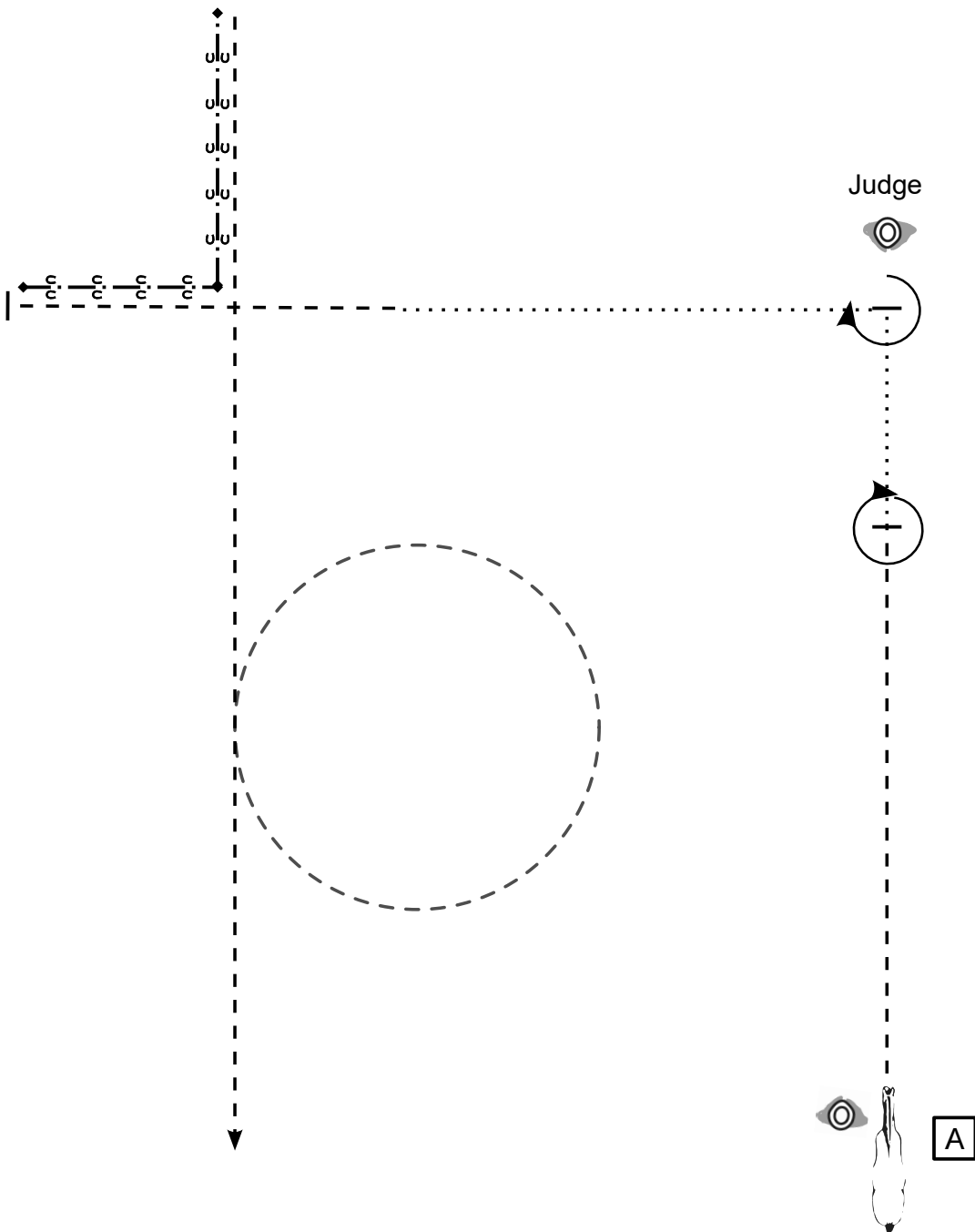
Showmanship at Halter LK 1/2 A/B



- Be ready at A
1. Extended trot, stop
 2. 360° turn
 3. Walk straight to judge, stop
 4. Set up for inspection
 5. 630° turn
 6. Walk, trot, stop
 7. Back up
 8. Trot circle
- Trot and leave the arena

- A Marker
 Schritt
 - - - - - Trab
 - - - - - ext. Trab
 ← 2 → · → 3 ← → 3 Rückwärts

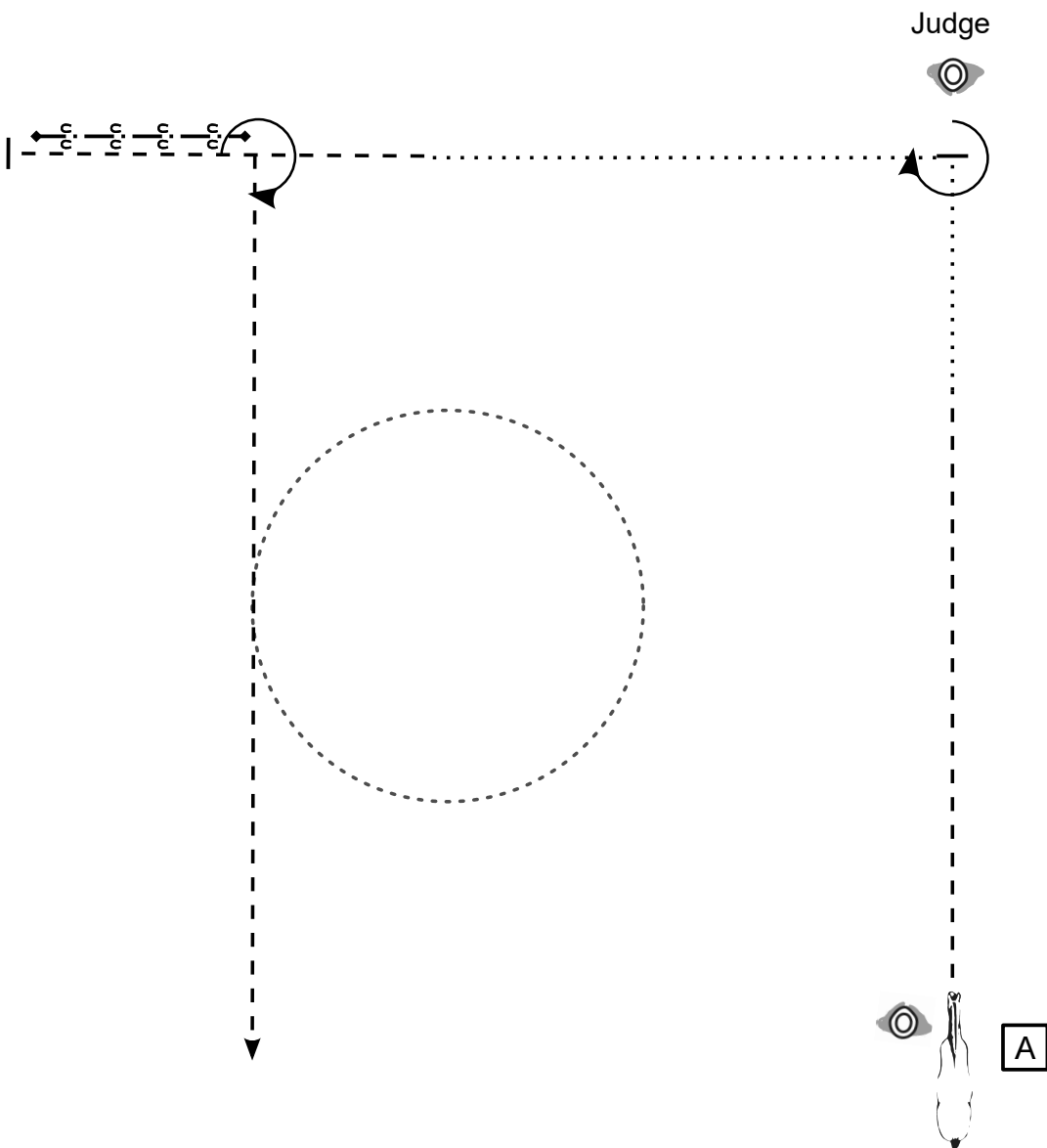
Showmanship at Halter LK 3 A/B



- Be ready at A
1. Trot, stop
 2. 360° turn
 3. Walk straight to judge, stop
 4. Set up for inspection
 5. 270° turn
 6. Walk, trot, stop
 7. Back up
 8. Trot circle
- Trot and leave the arena

- A Marker
- Schritt
- - - - - Trab
- - - - - ext. Trab
- ← 2 → · → 3 → · → 3 → Rückwärts

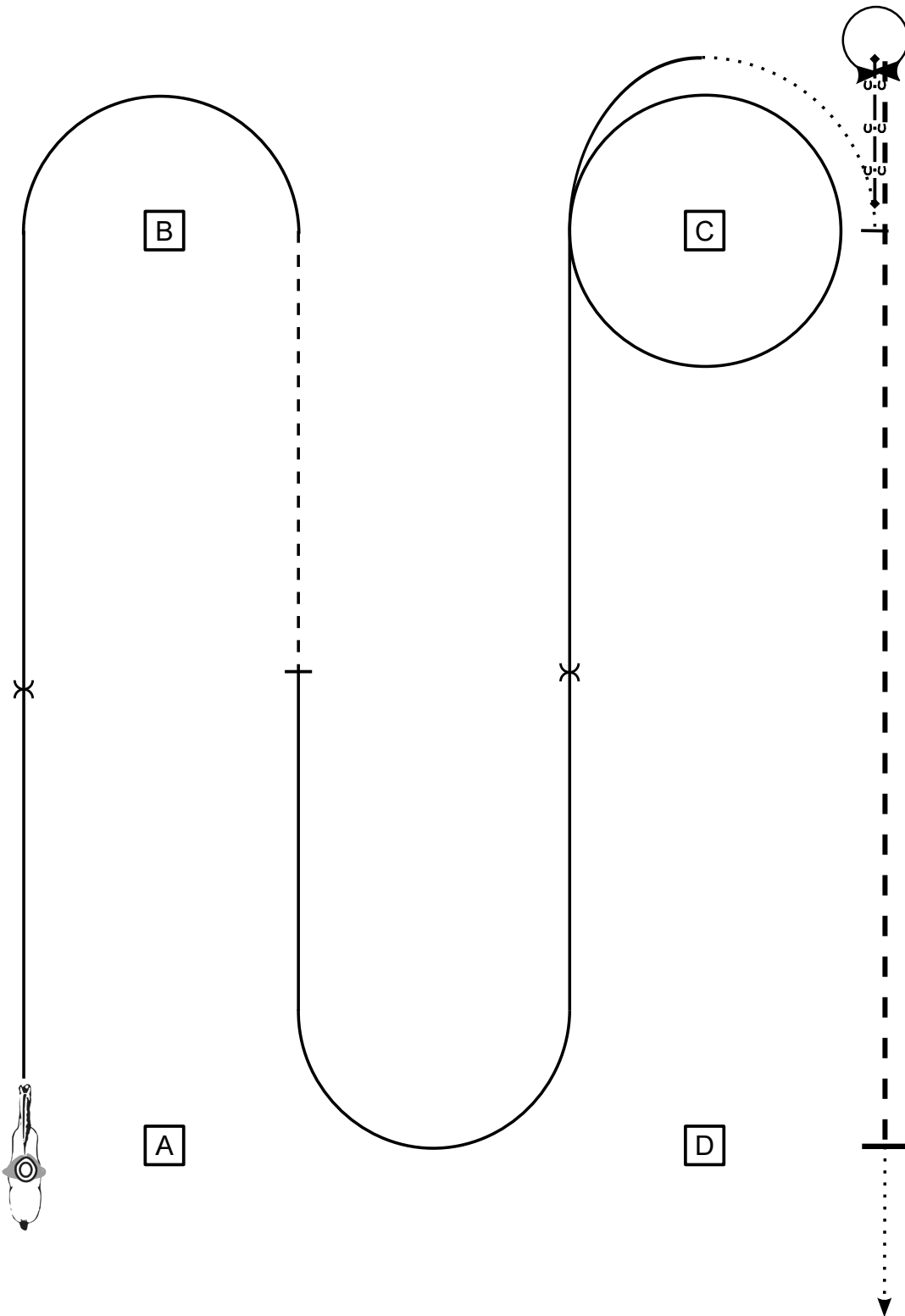
Showmanship at Halter LK 4/5 A/B



- Be ready at A
1. Trot, walk, stop
 2. Set up for inspection
 3. 270° turn
 4. Walk, trot, stop
 5. Back up
 6. 270° turn
 7. Trot, walk circle
- Trot and leave the arena

- A Marker
- Schritt
- - - - - Trab
- - - - - ext. Trab
- ← 2 → · → 3 → · → 3 → Rückwärts

Western Horsemanship LK 1/2 A/B



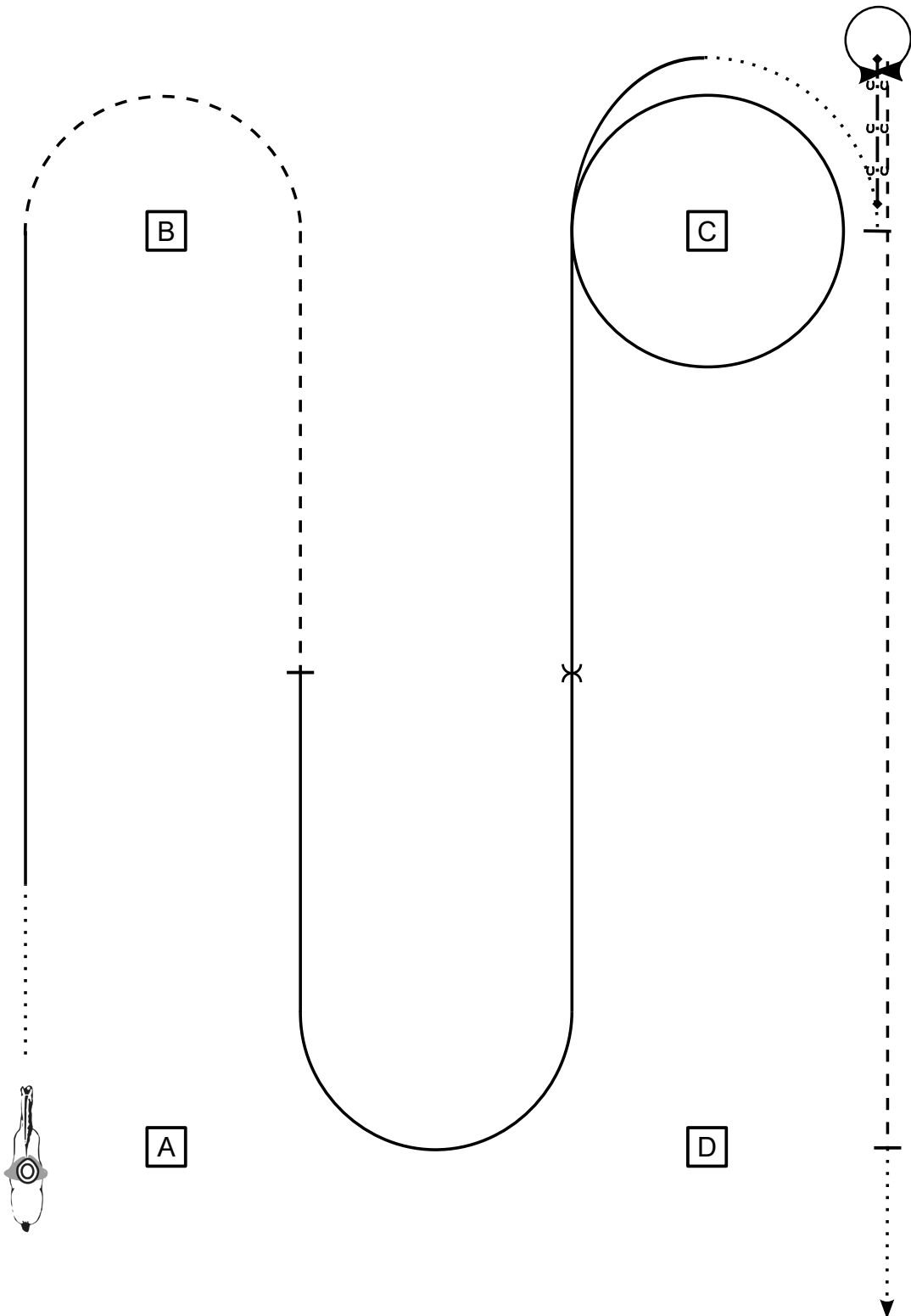
1. Lope (RL), lead change, lope (LL)
2. Jog, stop
3. Lope (LL), lead change, lope (RL)
4. Lope (RL) around C
5. Lope (RL), walk, stop
6. Back up
7. 360° turn (R or L)
8. Ext. Jog to D, stop

Walk to Exit

L = Left
R = Right
LL = Left Lead
RL = Right Lead

- A** Marker
- Schritt
 - - - - - Trab
 - - - - - ext. Trab
 - Galopp
 - ext. Galopp
 - ◄ - - - - ► Rückwärts
 - on → Seitwärts
 - X — Galoppwechsel

Western Horsemanship LK 3 A



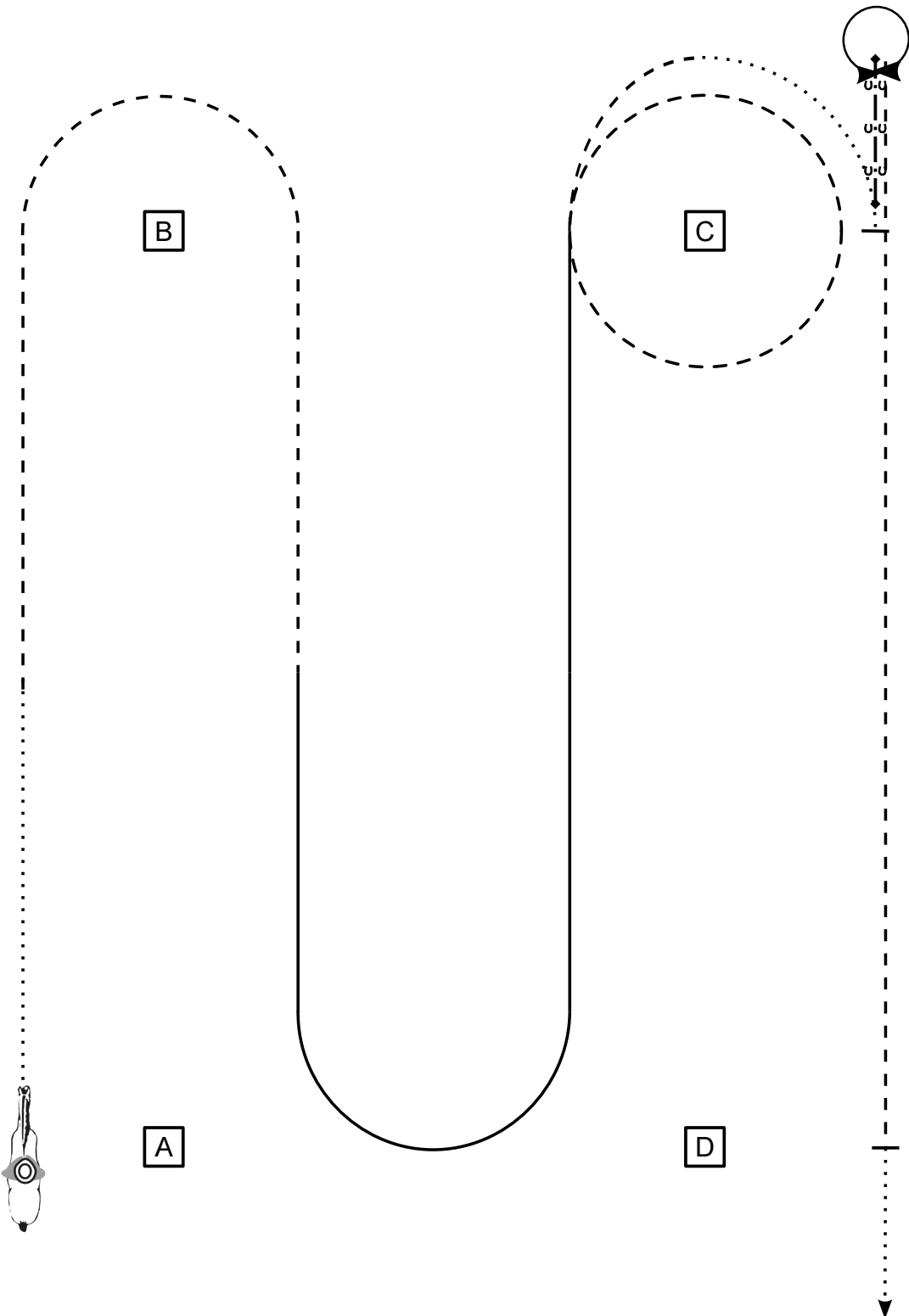
1. Walk, Lope (LL),
lope (RL)
2. Jog, stop
3. Lope (LL),
lead change (fly/simple),
lope (RL)
4. Lope (RL) around C
5. Lope (RL), walk, stop
6. Back up
7. 360° turn (R or L)
8. Jog to D, stop

Walk to Exit

L = Left
R = Right
LL = Left Lead
RL = Right Lead

- | | |
|-------------|--------------------|
| A | Marker |
| | Schritt |
| ----- | Trab |
| - - - - - | ext. Trab |
| ————— | Galopp |
| ————— | ext. Galopp |
| ◄- - - - -► | Rückwärts |
| nn> | Seitwärts |
| —————X————— | Galopp-
wechsel |

Western Horsemanship LK 3-4 B / LK 4 A / LK 5 A/B



1. Walk
2. Jog
3. Lope (LL)
4. Jog around C
5. Jog, walk, stop
6. Back up
7. 360° turn (R or L)
8. Jog to D, stop

Walk to Exit

L = Left
R = Right
LL = Left Lead
RL = Right Lead

- | | |
|---------------|---------------|
| A | Marker |
| | Schritt |
| - - - - - | Trab |
| - - - - - | ext. Trab |
| ————— | Galopp |
| ————— | ext. Galopp |
| ◄ - - - - - ► | Rückwärts |
| nn> | Seitwärts |
| — X — | Galoppwechsel |