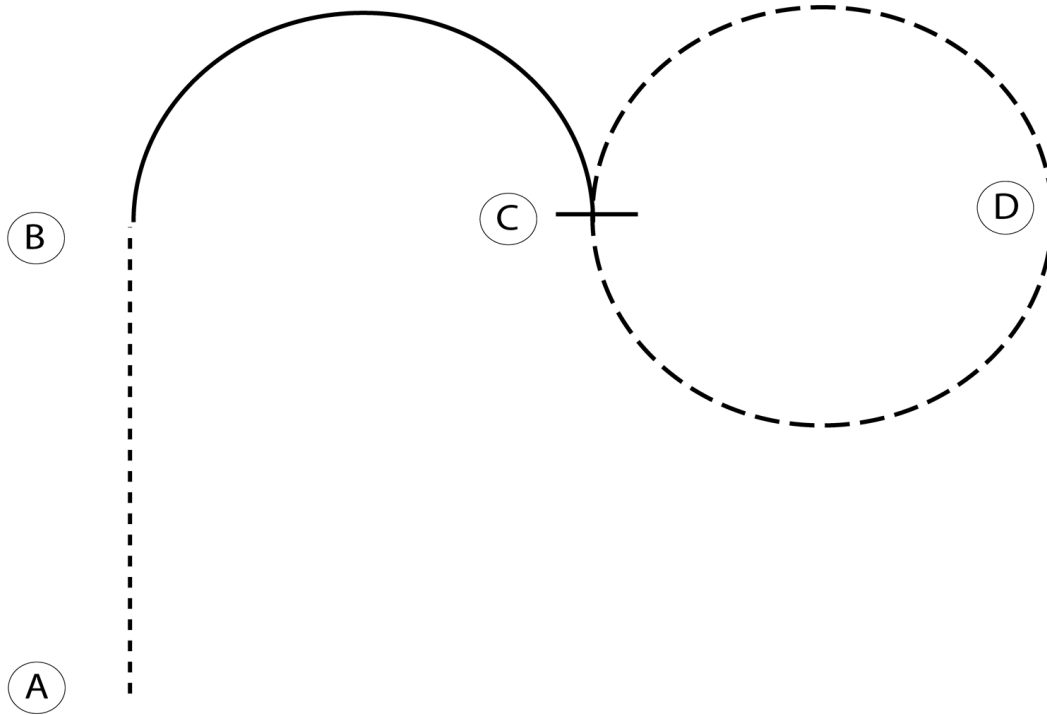


All-Novice Show Reitanlage Heseberg

Hunt Seat Equitation Youth L1 / Amateur L1 / Rasseoffen

Show Date: 3.-4.6.2023



Be ready at A.

1. Walk from A to B.
2. At B, canter on the right lead in a half circle to C.
3. At C, posting trot to D.
4. Sitting trot from D to C.
5. Stop at C.

Follow the instructions of your ring steward.

Walk	-----
Trot	- - - - -
Extended Trot	-----
Canter	—————
Leg Yield	
Lead Change	↙ ↘
Back	← ← ← ← ←
Marker	Ⓚ
Sidepass	← — — — — →
Hand Gallop	—————

[HSE/1-16]

Pattern Provided by:

Helga Hommel

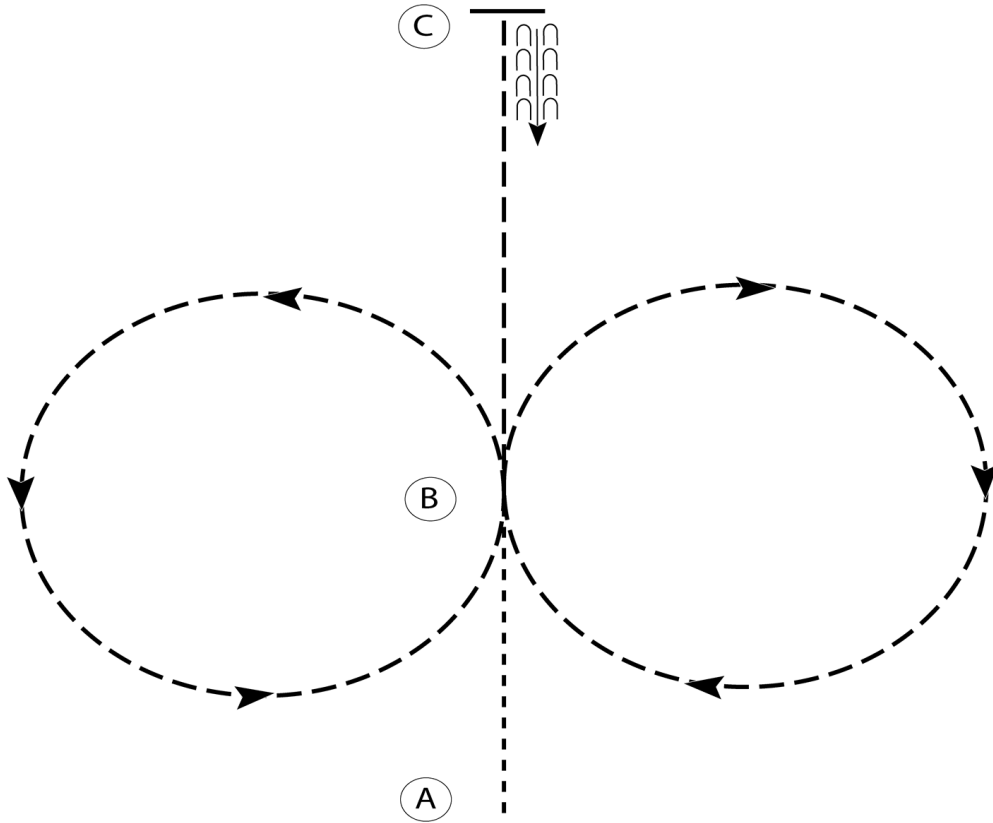
w w w . H o r s e S h o w P a t t e r n s . c o m

w w w . H o r s e S h o w P a t t e r n s . c o m

All-Novice Show Reitanlage Heseberg

Hunt Seat Equitation Walk Trot For All

Show Date: 3.-4.6.2023



1. Walk A to B.
2. At B posting trot a circle to the right on the proper diagonal.
3. At B posting trot a circle to the left on the proper diagonal.
4. At B sitting trot to C.
5. At C stop and back approximately one horse length.

Walk	-----
Trot	- - - - -
Extended Trot	— — — — —
Canter	—————
Leg Yield	
Lead Change	↙ ↘
Back	← ← ← ← ←
Marker	(B)
Sidepass	← — — — — →
Hand Gallop	— — — — —

[HSE/WT-5]

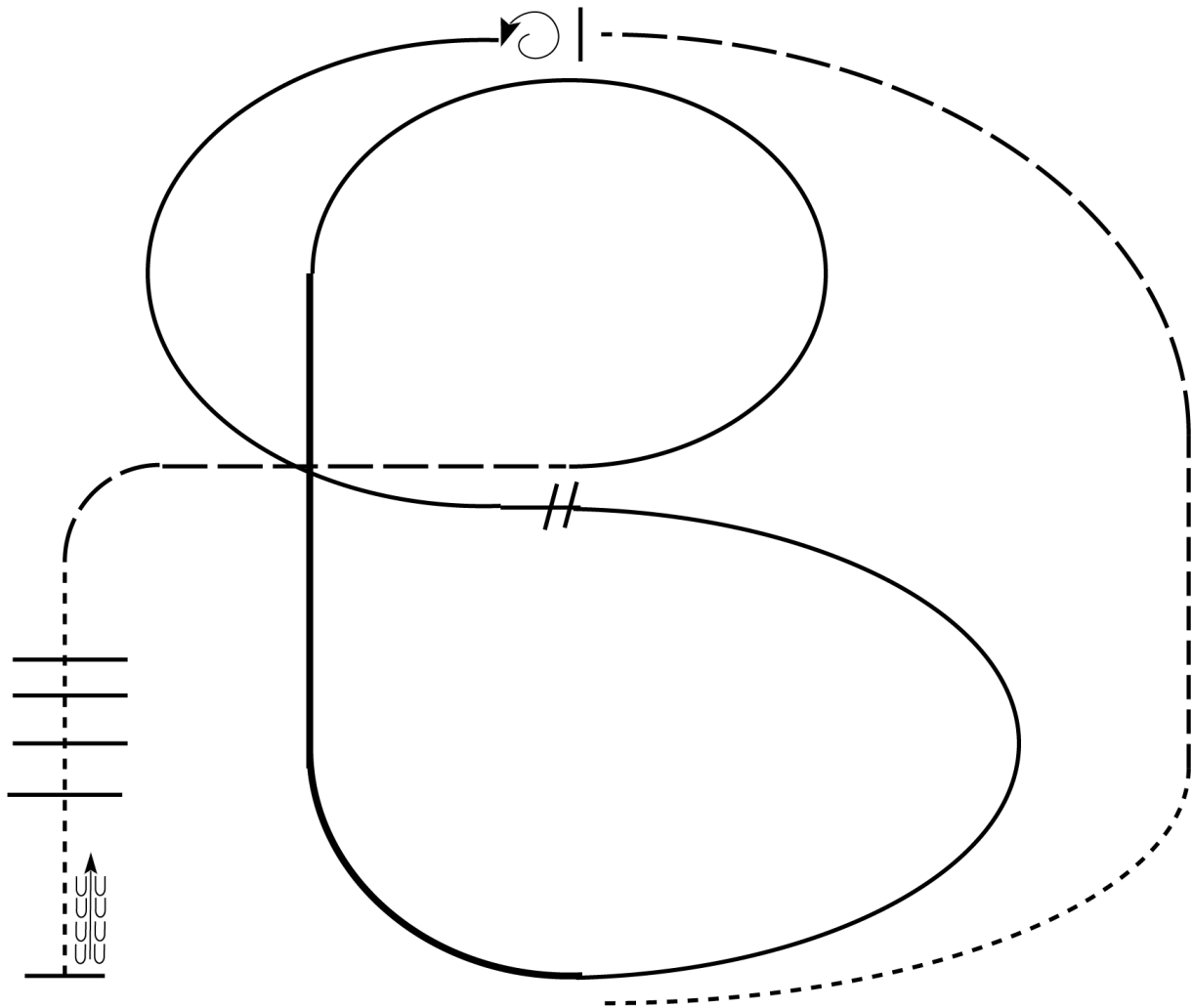
Pattern Provided by:

Helga Hommel

All-Novice Show Reitanlage Heseberg

Ranch Riding Youth L1 / Amateur L1 / Rasseoffen

Show Date: 3.-4.6.2023



1. Walk
2. Trot
3. Extend the trot, at the top of the arena, stop
4. 360 degree turn to the left
5. Left lead 1/2 circle, lope to the center
6. Change leads (simple or flying)
7. Right lead 1/2 circle
8. Extended lope up the long side of arena (right lead)
9. Collect back to a lope around the top of the arena and back to center
10. Break down to an extended trot
11. Walk over poles.
12. Stop and back

Walk	-----
Jog	- - - - -
Extended Jog	-----
Lope	—————
Lead Change	——— ——— ———
Back	←←← ←←← ←←←
Marker	(B)

[RR/1]

Pattern Provided by:

Helga Hommel

w w w . H o r s e S h o w P a t t e r n s . c o m

w w w . H o r s e S h o w P a t t e r n s . c o m

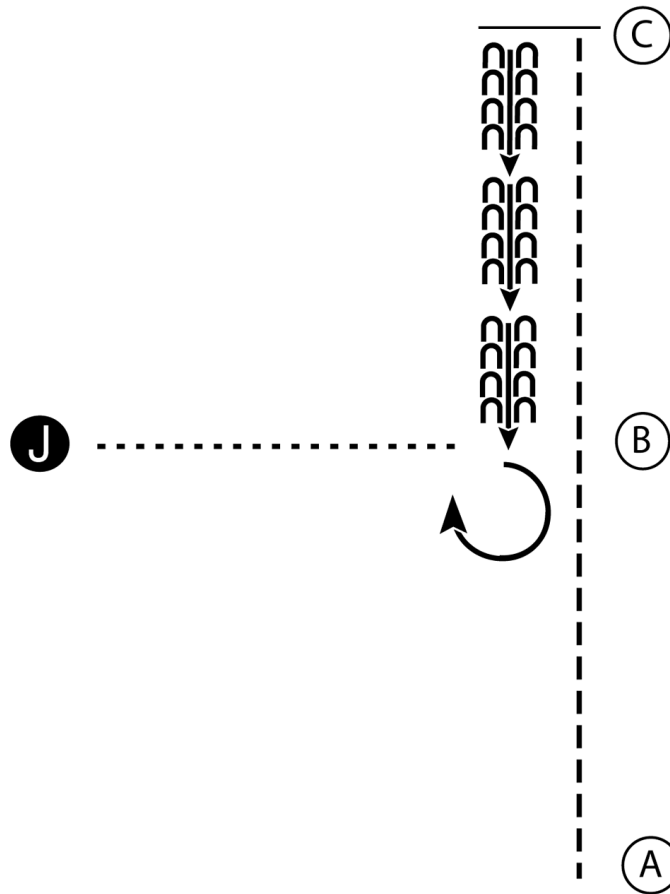
All-Novice Show Reitanlage Heseberg

Showmanship at Halter Youth L1 / Amateur L1 / Rasseoffen

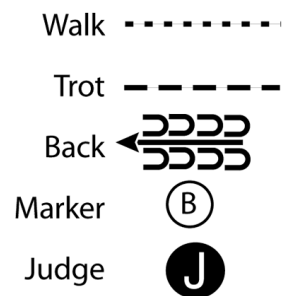
Show Date: 3.-4.6.2023

w w w . H o r s e S h o w P a t t e r n s . c o m

w w w . H o r s e S h o w P a t t e r n s . c o m



1. Trot from A to C.
2. Stop at C.
3. Back to B.
4. Perform a 270 degree turn.
5. Walk to the judge and set up for inspection.
6. When dismissed walk to line-up.



[S/1-3]

Pattern Provided by:

Helga Hommel

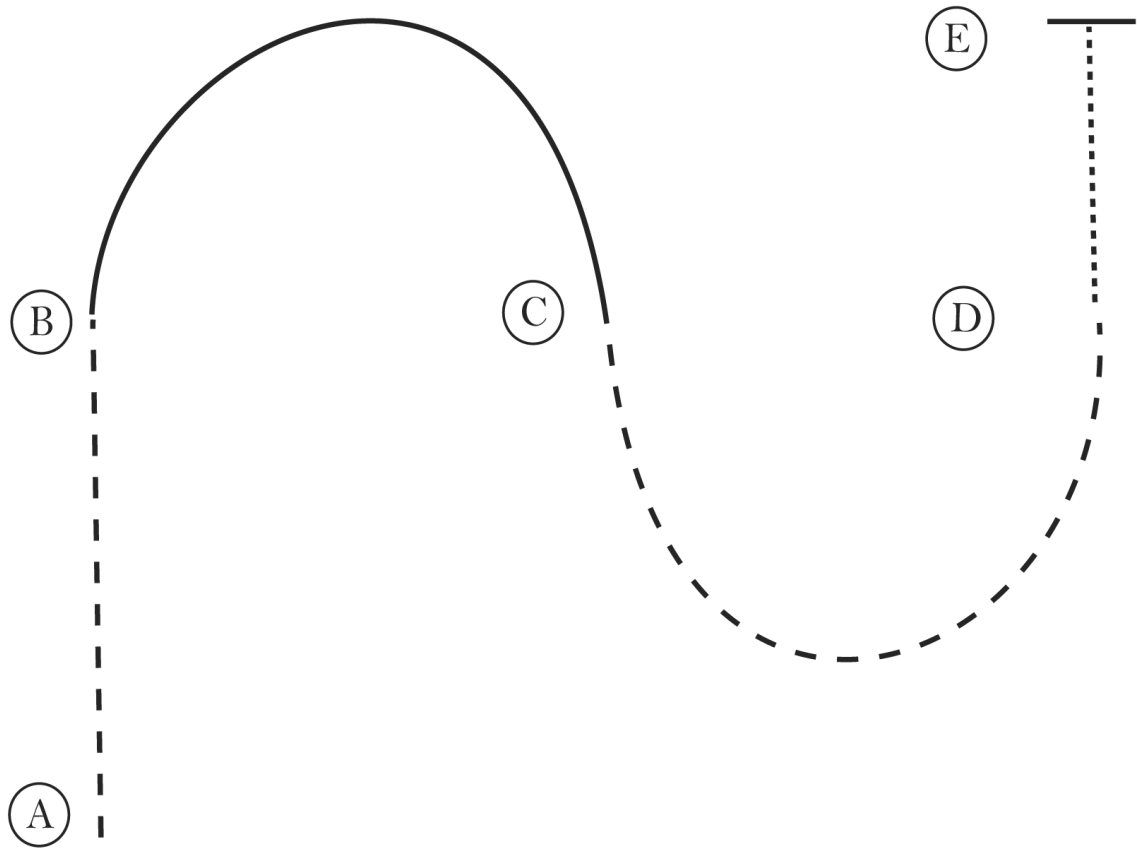
All-Novice Show Reitanlage Heseberg

Western Horsemanship Youth L1 / Amateur L1 / Rasseoffen

Show Date: 3.-4.6.2023

w w w . H o r s e S h o w P a t t e r n s . c o m

w w w . H o r s e S h o w P a t t e r n s . c o m



1. Jog A to B
2. At B lope on the right lead around C
3. At C jog around D
4. At D walk to E
5. At E stop

Walk
Jog	-----
Extended Jog	-----
Lope	—————
Leg Yield	
Lead Change	↙↘
Back	←←←←←
Marker	(B)
Sidepass	←←←←←

[WH/1-12]

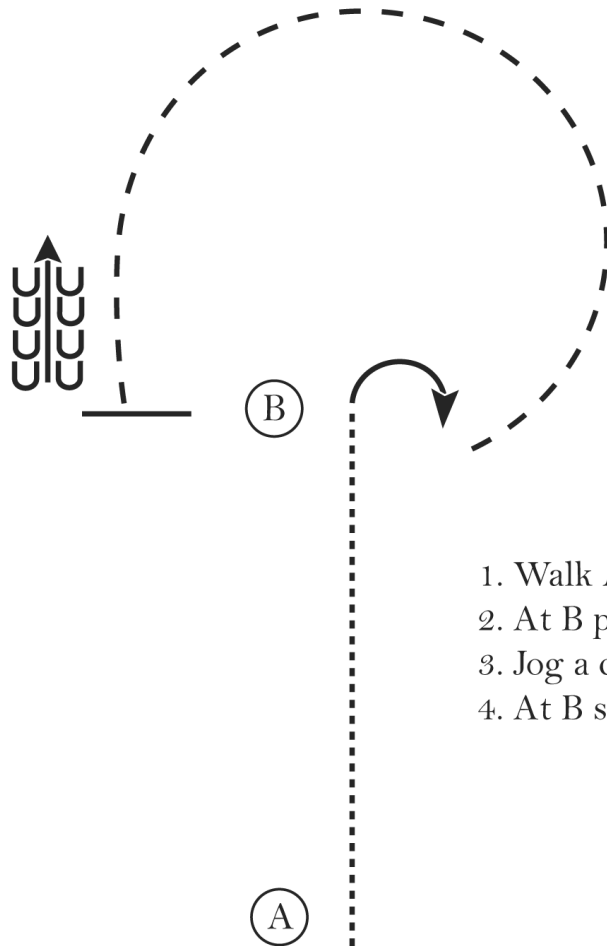
Pattern Provided by:

Helga Hommel

All-Novice Show Reitanlage Heseberg

Western Horsemanship Walk Trot For All

Show Date: 3.-4.6.2023



1. Walk A to B
2. At B perform a 90 degree turn to the right
3. Jog a circle around B
4. At B stop and back 4 steps

Walk
Jog	-----
Extended Jog	- - - - -
Lope	—————
Leg Yield	
Lead Change	↘
Back	←←←←←
Marker	(B)
Sidepass	←- - - ->

[WH/WT-7]

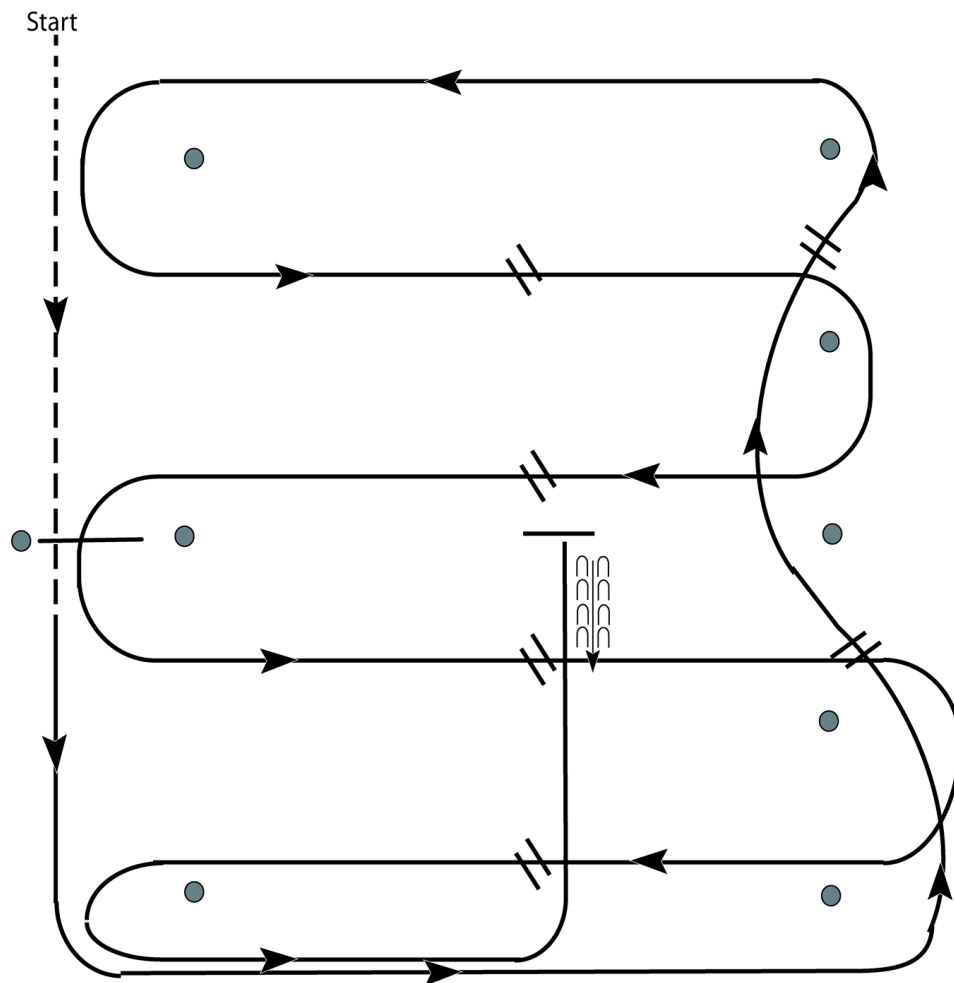
Pattern Provided by:

Helga Hommel

All-Novice Show Reitanlage Heseberg

Western Riding For All

Show Date: 3.-4.6.2023



1. Walk at least 15' & jog over log.
2. Transition to left lead and lope around end.
3. First line change.
4. Second line change. Lope around end of arena
5. First crossing change.
6. Second crossing change.
7. Lope over log.
8. Third crossing change.
9. Fourth crossing change.
10. Lope up the center, stop and back.

[WR/GP-1]

Pattern Provided by:

Helga Hommel