




2019 ANNUAL REPORT

AMERICAN
QUARTER
HORSE
ASSOCIATION



C O N T E N T S

2019 AQHA Annual Report

- 1 President's Message
- 2 Horse Population
- 6 Membership
- 9 Shows
- 13 Ranching
- 14 Publications
- 16 Racing and Bank of America
Racing Challenge Championships
- 17 Other Programs & Services Information
- 18 Financial Statements

INSIDE
BACK
COVER


Past Presidents



**AQHA 2019-2020
Executive Committee**

President Stan Weaver, Big Sandy, Montana
First Vice President F.E. "Butch" Wise, El Reno, Oklahoma
Second Vice President Norman Luba, Louisville, Kentucky
Member Dr. Scott Myers, Sharon Center, Ohio
Member Kenneth Banks, Schulenburg, Texas

PRESIDENT'S LETTER



Dear AQHA Members,

My family has a long tradition of raising American Quarter Horses – ranching is in my blood. I'm grateful to have had the opportunity to share this tradition and my passion for American Quarter Horses with each of you during my tenure on the AQHA Executive Committee.

This past year was monumental, not only for myself as I took the helm as AQHA president, but also for the American Quarter Horse Association.

The Association focused on a variety of topics this year, including animal welfare, a level playing field, fiscal responsibility, driving membership and, as you all are aware, technology projects.

AQHA transitioned to a new computer system and website in March. This transition was more difficult than anticipated, but it was a great opportunity for us to see our strengths and highlight our weaknesses as an Association. Those weaknesses are things we can improve upon to better serve you, our members.

We encountered various road blocks throughout this journey, as we transitioned more than 500 million records from an old computer system, with an irrelevant infrastructure that was no longer supportable, to a more modern platform. This modern platform is the foundation of all future projects, such as a personalized member dashboard that will allow you to see the status of your paperwork and pay invoices online. These efforts were necessary, as we focus on the future of our great Association.

The Executive Committee and AQHA staff have resolved issues experienced during the transition and are working daily to improve the way AQHA does business and how we serve our members.

In 2019, AQHA implemented DocuSign – a simple way to send a safe and secure document with electronic signatures to assist in completing business with AQHA, rather than rely on mailing paperwork back and forth between AQHA and our customers. The Association reimaged its phone system by making two significant changes to how we were providing customer services. First, direct phone lines to several key departments were published. Second, the Member Experience phone menu options were revised to better serve our customers regarding registration-related topics. A new language-line option was also implemented, offering non-English-speaking customers the ability to access AQHA services over the phone with the support of live translation in their native language.

In addition, we also reorganized our Member Experience Team, enhanced Member Experience training and hired AQHA show secretaries for enhanced Member Experience on location to improve our member services.

Our team implemented automated membership notifications. U.S.-based customers now receive automated notifications when a membership is purchased or renewed. We are also working on implementing automated transfer notifications to inform members about the status of their paperwork.

We truly appreciate your patience as we position the American Quarter Horse Association for the future. The Executive Committee and AQHA leadership are navigating to a more modern and user-friendly experience for our members around the world. With this new foundation and your help, we are moving toward a more progressive and improved Association.

As we make these imperative changes for AQHA, I encourage each of you to become more involved within our member-driven association; to voice your suggestions and concerns; and to be a part of the governance of AQHA. Last year at the annual AQHA convention, I challenged AQHA directors to bring one new person with them to the 2020 convention. I continue to challenge our directors and members to become more active and to share the American Quarter Horse with others to increase awareness and membership. After all, this is YOUR Association, and we are here to serve our membership.

Sincerely,

Stan Weaver
2019-2020 AQHA President

AMERICAN QUARTER HORSES

UNITED STATES POPULATION

	HORSE POPULATION ¹		NEW REGISTRATIONS ²	
	2019	CHANGE FROM PREVIOUS YEAR	2019	CHANGE FROM PREVIOUS YEAR
Alabama	40,949	-1,116	644	-49
Alaska	1,314	-12	13	4
Arizona	52,761	735	1,119	-51
Arkansas	51,646	-609	1,020	-21
California	108,818	-2,087	2,548	-201
Colorado	79,434	-279	1,595	-70
Connecticut	2,346	-69	8	-4
Delaware	933	-34	8	-3
Florida	51,948	-562	1,006	43
Georgia	38,397	-924	608	-36
Hawaii	2,616	-96	59	-19
Idaho	60,043	-446	1,566	150
Illinois	36,318	-700	643	-74
Indiana	32,768	-875	538	-67
Iowa	61,788	-1,062	1,595	8
Kansas	70,670	-205	1,785	99
Kentucky	29,998	-735	530	-98
Louisiana	51,568	-705	1,361	-142
Maine	2,319	-24	16	-3
Maryland	5,364	-110	62	-1
Massachusetts	2,445	-82	17	1
Michigan	26,894	-624	418	-59
Minnesota	44,530	-668	866	-49
Mississippi	39,676	-835	570	-122
Missouri	92,049	-1,069	2,081	103
Montana	86,097	1	2,443	325
Nebraska	78,369	96	2,274	-87
Nevada	20,367	294	637	186
New Hampshire	1,477	-29	6	-1
New Jersey	3,903	-210	38	-6
New Mexico	49,274	863	1,290	79
New York	14,974	-347	123	-74
North Carolina	31,352	-876	408	-82
North Dakota	50,440	185	1,765	75
Ohio	40,308	-964	691	-79
Oklahoma	159,800	-1,199	4,733	341
Oregon	47,352	-446	1,158	60
Pennsylvania	23,817	-503	424	31
Rhode Island	359	-18	3	-1
South Carolina	15,213	-461	246	-48
South Dakota	79,231	184	2,692	286
Tennessee	40,406	-818	779	29
Texas	413,338	414	11,795	-650
Utah	56,587	-338	1,637	-87
Vermont	1,741	-46	7	-8
Virginia	17,585	-564	219	-43
Washington	43,881	-617	908	0
Washington D.C.	78	-8	0	0
West Virginia	7,709	-123	126	-5
Wisconsin	32,106	-412	576	-113
Wyoming	57,615	415	1,591	25
TOTAL US	2,360,971	-18,720	57,245	-508
TOTAL POPULATION & REGISTRATIONS				
United States	2,360,971	-18,720	57,245	-508
International	414,611	-2,036	11,410	-1,010
GRAND TOTAL	2,775,582	-20,756	68,655	-1,518

¹Figures reflect elimination of all horses age 25 and over unless the owners(s) submitted documentation proving the horse is living.

²Reflects the number of American Quarter Horses registered during 2019 to residents within the state, province or country.

TOP POPULATIONS BY STATE, PROVINCE AND COUNTRY

TOP 5 STATES

1. Texas	413,338
2. Oklahoma	159,800
3. California	108,818
4. Missouri	92,049
5. Montana	86,097

TOP 5 PROVINCES

1. Alberta	109,248
2. Saskatchewan	46,300
3. Manitoba	24,951
4. British Columbia	24,009
5. Ontario	21,472

TOP 10 COUNTRIES

1. United States	2,360,971
2. Canada	242,516
3. Mexico	41,948
4. Germany	37,912
5. Italy	24,924
6. France	9,756
7. Austria	5,595
8. Brazil	5,463
9. Belgium	4,849
10. Venezuela	4,487



AMERICAN QUARTER HORSES

INTERNATIONAL POPULATION

	HORSE POPULATION ¹		NEW REGISTRATIONS ²			HORSE POPULATION ¹		NEW REGISTRATIONS ²	
	2019	CHANGE FROM PREVIOUS YEAR	2019	CHANGE FROM PREVIOUS YEAR		2019	CHANGE FROM PREVIOUS YEAR	2019	CHANGE FROM PREVIOUS YEAR
Argentina	1,742	-38	9	-15	Luxembourg	366	0	9	-1
Australia	2,645	36	58	-13	Macao	2	0	0	0
Austria	5,595	22	202	-33	Malta	2	0	0	0
Bahamas	6	-1	0	0	Martinique	2	0	0	0
Belarus	2	2	0	0	Mayotte	2	2	0	0
Belgium	4,849	7	200	-68	Mexico	41,948	45	1,818	-76
Belize	5	1	0	0	Monaco	3	0	0	0
Bolivia	1	0	0	0	Namibia	41	0	0	-4
Bosnia-Herzegovina	5	0	0	-1	Nepal	1	1	0	0
Botswana	5	-2	0	0	Netherlands	3,906	24	85	-37
Brazil	5,463	-109	83	8	New Caledonia	49	0	0	-3
Bulgaria	18	1	0	0	New Zealand	479	11	20	5
Cameroon	2	0	0	0	Nicaragua	14	-1	0	0
Canada (Total)	242,516	-1,751	5,819	183	Niue	2	-1	1	1
Alberta	109,248	-863	2,542	149	Norway	469	-1	5	-2
British Columbia	24,009	-296	391	-52	Nunavut	1	1	0	0
Manitoba	24,951	50	928	14	Panama	1,053	40	28	-1
New Brunswick	1,274	-53	15	-2	Paraguay	529	-14	2	-15
Newfoundland	76	4	0	0	Philippines	20	0	0	0
Nova Scotia	2,191	-51	33	5	Poland	1,023	42	56	4
Northwest Territory	3	0	0	0	Portugal	61	-11	0	0
Ontario	21,472	-418	385	37	Puerto Rico	127	6	7	4
Prince Edward Island	423	-1	7	4	Qatar	1	0	0	0
Quebec	12,474	-43	219	-52	Romania	5	1	1	1
Saskatchewan	46,300	-82	1,299	81	Russia	8	-1	0	0
Yukon	95	2	0	-1	San Marino	1	-1	0	0
Cayman Islands	14	0	0	0	Saudi Arabia	1	0	0	0
Chile	189	-6	0	-3	Senegal	1	0	0	0
China	88	2	0	0	Serbia	15	0	0	0
Colombia	1,416	85	34	-28	Seychelles	4	1	0	0
Comoros	6	0	0	0	Slovakia	812	41	53	5
Costa Rica	284	21	8	-26	Slovenia	823	30	36	-24
Croatia	65	3	3	-3	Somalia	1	1	0	0
Curacao	7	7	0	0	South Africa	292	12	17	8
Czech Republic	2,849	89	129	-68	Spain	662	1	16	-20
Denmark	1,285	-22	22	-14	St Pierre & Miquelon	1	0	0	0
Dominican Republic	166	2	3	2	Suriname	1	0	0	0
Ecuador	26	-1	0	0	Swaziland	1	1	0	0
El Salvador	1	0	0	0	Sweden	3,938	14	95	-61
Estonia	15	0	0	-1	Switzerland	3,239	-62	46	-24
Falkland Islands	1	0	0	0	Thailand	5	1	0	0
Finland	390	6	3	-8	Turkey	1	0	0	0
France	9,756	86	311	-97	Ukraine	6	6	0	0
Gabon	1	1	0	0	United Arab Emirates	7	0	0	0
Georgia	8	1	0	0	United Kingdom	3,271	-19	79	-11
Germany	37,912	-139	1,100	-220	Uruguay	663	-20	4	2
Greece	3	0	0	0	Venezuela	4,487	-351	87	-31
Guadeloupe	0	-1	0	0	Virgin Islands	26	0	0	0
Guam	7	-4	0	-1					
Guatemala	36	-3	0	0					
Hungary	679	34	39	-1					
Iceland	2	0	0	0					
Ireland	98	-17	0	-1					
Isle Of Man	1	0	0	0					
Israel	2,583	-18	62	10					
Italy	24,924	-131	853	-326					
Japan	536	1	7	-6					
Korea	16	0	0	0					
Liechtenstein	18	1	0	0					
Lithuania	3	0	0	0					
					TOTAL INTERNATIONAL POPULATION	414,611	-2,036	11,410	-1,010

¹ Figures reflect elimination of all horses age 25 and over unless the owners(s) submitted documentation proving the horse is living.

² Reflects the number of American Quarter Horses registered during 2019 to residents within the state, province or country.



AMERICAN QUARTER HORSES

UNITED STATES TRANSFERS

	FROM STATE	TO STATE	WITHIN STATE
Alabama	595	535	430
Alaska	9	39	19
Arizona	891	1,329	884
Arkansas	905	782	543
California	1,460	1,950	2,386
Colorado	1,131	1,571	1,110
Connecticut	38	84	28
Delaware	16	31	4
Florida	741	996	915
Georgia	651	672	463
Hawaii	35	36	40
Idaho	937	998	871
Illinois	763	809	414
Indiana	620	734	488
Iowa	1,242	1,029	760
Kansas	1,236	1,002	838
Kentucky	645	582	393
Louisiana	1,331	819	914
Maine	20	77	25
Maryland	90	198	30
Massachusetts	54	91	17
Michigan	421	655	533
Minnesota	820	869	666
Mississippi	515	597	446
Missouri	1,588	1,371	1,286
Montana	1,099	1,032	1,073
Nebraska	1,591	1,059	1,039
Nevada	321	495	251
New Hampshire	31	65	15
New Jersey	96	124	36
New Mexico	835	1,017	891
New York	219	357	189
North Carolina	459	691	410
North Dakota	1,023	711	519
Ohio	946	1,100	1,011
Oklahoma	3,874	2,569	2,532
Oregon	696	837	860
Pennsylvania	406	633	459
Rhode Island	10	15	0
South Carolina	331	354	193
South Dakota	1,565	896	908
Tennessee	724	821	485
Texas	7,385	5,917	10,451
Utah	667	923	1,149
Vermont	44	77	23
Virginia	290	344	188
Washington	660	831	893
Washington D.C.	3	1	0
West Virginia	155	205	104
Wisconsin	607	712	493
Wyoming	1,015	1,319	609
TOTAL	41,806	40,961	39,284



AMERICAN QUARTER HORSES

INTERNATIONAL TRANSFERS

	FROM COUNTRY	TO COUNTRY	WITHIN COUNTRY		FROM COUNTRY	TO COUNTRY	WITHIN COUNTRY
Argentina	4	4	2	Mexico	164	960	723
Australia	16	24	18	Namibia	0	0	2
Austria	90	97	165	Nepal	0	1	0
Belgium	118	75	143	Netherlands	75	53	80
Belize	1	0	0	New Zealand	2	0	5
Brazil	20	34	5	Niue	1	0	0
Bulgaria	0	1	0	Norway	2	5	13
Canada (total)	2,266	2,127	3,763	Panama	8	18	11
<i>Alberta</i>	830	601	1,720	Paraguay	4	2	0
<i>British Columbia</i>	224	402	385	Poland	15	17	65
<i>Manitoba</i>	355	111	235	Portugal	1	0	0
<i>New Brunswick</i>	27	27	19	Puerto Rico	0	2	0
<i>New Foundland</i>	0	5	0	Romania	1	0	0
<i>Nova Scotia</i>	37	71	52	Russia	1	0	0
<i>Ontario</i>	253	342	495	Seychelles	0	1	0
<i>Prince Edward Island</i>	3	19	2	Slovakia	20	21	23
<i>Quebec</i>	111	188	376	Slovenia	13	28	39
<i>Saskatchewan</i>	426	357	479	Somalia	0	1	0
<i>Yukon</i>	0	4	0	South Africa	0	0	4
Chile	0	6	0	Spain	5	20	15
China	0	5	0	Swaziland	1	0	0
Colombia	6	14	29	Sweden	21	42	194
Costa Rica	0	26	10	Switzerland	78	103	55
Croatia	1	0	2	Thailand	1	1	0
Czech Republic	48	41	148	United Kingdom	25	35	105
Denmark	14	9	33	Venezuela	42	36	15
Dominican Republic	1	4	0	Virgin Islands	3	0	0
Ecuador	0	1	0	TOTAL INTERNATIONAL TRANSFERS	3,597	4,442	8,665
El Salvador	1	1	0	TOTAL U.S. TRANSFERS	41,806	40,961	39,284
Finland	0	10	5	TOTAL U.S. & INTERNATIONAL TRANSFERS	45,403	45,403	47,949
France	88	108	354	*2019 COMBINED TRANSFERS			93,352
Gabon	0	1	0				
Georgia	0	2	0				
Germany	175	377	1,458				
Hungary	19	18	18				
Ireland	1	1	5				
Israel	1	8	59				
Italy	229	85	1,073				
Japan	1	3	21				
Liechtenstein	2	1	0				
Luxembourg	12	13	5				

*Calculated by combining either the "To" or "From" total of 45,403 to the "Within" total of 47,949



MEMBERSHIP

AQHA MEMBERSHIP TOTALS

	LIFE	12-MONTH	3-YEAR	AMATEUR	3-YEAR AMATEUR	YOUTH	TOTAL
2019	50,282	71,499	57,453	10,628	13,166	18,223	221,251
2018	50,137	73,035	65,862	10,851	14,249	20,493	234,627
2017	49,973	77,084	76,584	10,496	15,828	21,298	251,263
2016	49,351	71,314	83,332	10,205	16,974	22,403	253,579
2015	49,027	75,223	84,658	10,735	17,488	23,400	260,531
2014	48,633	75,032	86,337	10,248	18,479	24,799	263,528
2013	48,227	75,329	91,617	9,880	19,915	25,745	270,713
2012	47,879	81,562	93,329	11,008	20,508	27,277	281,563
2011	47,398	85,990	92,555	11,727	21,488	27,891	287,049
2010	46,547	89,413	100,477	11,985	22,923	28,709	300,054
2009	45,787	96,727	104,530	12,018	22,958	30,026	312,046
2008	44,793	112,011	107,812	13,097	22,470	31,011	331,194
2007	42,637	138,365	97,444	14,615	21,148	31,696	345,905
2006	40,608	147,884	90,054	15,190	20,126	31,585	345,447
2005	38,560	156,471	85,625	16,417	19,181	31,197	347,451
2004	36,565	171,432	78,123	18,594	18,173	30,720	353,607
2003	34,805	167,298	79,189	18,744	17,578	30,297	347,911
2002	32,811	166,702	76,314	19,085	16,662	29,489	341,063
2001	28,727	166,837	73,787	18,817	16,140	29,578	333,886
2000	26,043	179,639	63,010	19,972	14,173	29,071	331,908
1999	23,752	182,080	51,229	20,274	12,704	28,096	318,136
1998	22,065	172,256	51,043	19,673	13,507	27,831	306,375
1997	20,858	169,275	52,538	19,786	13,550	29,144	305,151
1996	19,823	175,841	54,471	20,147	13,297	30,622	314,201
1995	18,416	181,450	47,850	21,307	12,027	31,494	312,544
1994	14,621	192,170	35,130	23,768	9,477	30,134	305,300
1993	13,003	207,286	20,044	26,096	6,350	27,726	300,505
1992	11,696	245,488		31,452		25,161	313,797
1991	10,967	236,629		28,993		22,103	298,692
1990	10,675	234,311		27,360		18,039	290,385
1989	10,389	226,606		28,453		13,589	279,037
1988	9,894	103,767		26,778		11,905	152,344
1987	9,066	103,389		24,317		8,703	145,475
1986	8,537	118,498		22,769		8,729	158,533
1985	8,127	129,953		19,163		8,929	166,145

TOP MEMBERSHIP STATES, PROVINCES AND COUNTRIES

TOP 5 STATES

1. Texas	32,563
2. California	12,891
3. Oklahoma	9,930
4. Colorado	6,774
5. Ohio	6,419

TOP 5 PROVINCES

1. Alberta	5,317
2. Ontario	2,439
3. British Columbia	1,779
4. Saskatchewan	1,641
5. Quebec	1,069

TOP 10 COUNTRIES

1. United States	189,277
2. Canada	13,435
3. Germany	5,744
4. Mexico	1,955
5. Italy	1,678
6. Austria	993
7. France	923
8. Sweden	728
9. Switzerland	718
10. Netherlands	630



MEMBERSHIP

AQHA MEMBERSHIP

UNITED STATES	Annual/3-Year	Life	Youth	Amateur	Total
Alaska	133	66	53	33	285
Alabama	1,449	605	226	271	2,551
Arkansas	1,793	661	245	294	2,993
Arizona	3,039	1,182	236	559	5,016
California	8,014	2,595	705	1,577	12,891
Colorado	4,025	1,526	435	788	6,774
Connecticut	301	104	91	151	647
Delaware	74	33	22	40	169
Florida	3,014	1,359	407	626	5,406
Georgia	1,662	707	321	321	3,011
Hawaii	165	96	49	25	335
Iowa	2,334	787	350	409	3,880
Idaho	2,684	708	225	185	3,802
Illinois	2,216	755	330	546	3,847
Indiana	1,998	764	547	632	3,941
Kansas	2,631	1,050	396	355	4,432
Kentucky	1,317	504	317	393	2,531
Louisiana	2,506	934	349	191	3,980
Massachusetts	359	96	78	126	659
Maryland	424	170	92	183	869
Maine	192	53	66	58	369
Michigan	1,795	562	508	643	3,508
Minnesota	2,105	544	356	459	3,464
Missouri	3,214	1,144	425	446	5,229
Mississippi	1,352	534	305	244	2,435
Montana	2,962	1,032	237	195	4,426
North Carolina	1,744	766	373	542	3,425
North Dakota	1,376	357	180	177	2,090
Nebraska	2,695	1,029	390	369	4,483
New Hampshire	171	58	44	48	321
New Jersey	435	162	98	160	855
New Mexico	2,502	830	184	212	3,728
Nevada	1,135	435	79	113	1,762
New York	1,421	393	305	437	2,556
Ohio	2,976	1,070	1,065	1,308	6,419
Oklahoma	5,903	2,558	720	749	9,930
Oregon	2,642	773	267	292	3,974
Pennsylvania	1,973	552	584	779	3,888
Rhode Island	43	12	9	13	77
South Carolina	867	374	189	184	1,614
South Dakota	2,132	742	237	185	3,296
Tennessee	1,814	752	362	448	3,376
Texas	19,102	8,565	2,435	2,461	32,563
Utah	2,644	840	151	138	3,773
Virginia	1,016	423	182	256	1,877
Vermont	160	47	56	55	318
Washington	2,832	749	321	461	4,363
Washington D.C.	7	10		2	19
Wisconsin	1,699	554	344	439	3,036
West Virginia	415	134	126	166	841
Wyoming	2,140	795	184	124	3,243
TOTAL	111,602	41,551	16,256	19,868	189,277

INTERNATIONAL	Annual/3-Year	Life	Youth	Amateur	Total
Argentina	22	47	2	1	72
Australia	218	56	42	108	424
Austria	403	357	54	179	993
Azerbaijan			1		1
Belarus			1		1
Belgium	382	143	24	102	651
Belize	2	1			3
Bolivia		1			1
Bosnia & Herzegovina	2				2
Botswana		1			1
Bouvet Island			1		1
Brazil	157	59	33	78	327
Bulgaria	4				4
Cambodia	1				1
Cameroon			1		1
Canada (Total)	7,835	3,326	1,014	1,260	13,435
<i>Alberta</i>	3,128	1,680	285	224	5,317
<i>British Columbia</i>	1,066	468	116	129	1,779
<i>Manitoba</i>	388	156	64	66	674
<i>New Brunswick</i>	83	22	42	35	182
<i>Newfoundland & Labrador</i>	7	1	2	3	13

INTERNATIONAL	Annual/3-Year	Life	Youth	Amateur	Total
Nova Scotia	139	25	54	53	271
Nunavut	1				1
Ontario	1,203	457	248	531	2,439
Prince Edward Island	23	1	9	7	40
Quebec	782	102	69	116	1,069
Saskatchewan	1,008	412	125	96	1,641
Yukon Territory	7	2			9
Chile	5	19			24
China	27	8	13		48
Colombia	91	78	7	2	178
Costa Rica	48	16	2	9	75
Croatia	10	2		1	13
Czech Republic	293	80	19	36	428
Denmark	99	61	23	89	272
Dominican Republic	5	15	31		51
Ecuador	6	1			7
El Salvador	1	2			3
Estonia	1	1		1	3
Falkland Islands		1			1
Finland	31	15	9	23	78
France	742	101	22	58	923
Gabon	1				1
Georgia	4				4
Germany	2,514	1,832	285	1,113	5,744
Guam		1			1
Guatemala		3			3
Honduras		2			2
Hong Kong		1			1
Hungary	62	12	9	11	94
Ireland	7	10	6		23
Isle Of Man		1			1
Israel	116	43	13	12	184
Italy	1,328	216	79	55	1,678
Japan	26	221	14	36	297
Libya		2			2
Liechtenstein	3				3
Luxembourg	26	48	13	34	121
Madagascar		1			1
Malaysia		1			1
Mayotte	2				2
Mexico	1,058	858	31	8	1,955
Monaco		1			1
Morocco		1			1
Namibia	4	1			5
Nepal	1				1
Netherlands	301	177	29	123	630
New Caledonia	4	4		2	10
New Zealand	39	14	20	32	105
Nicaragua		1			1
Niue	1				1
Norway	41	21	12	24	98
Panama	45	45	21		111
Paraguay	10	22	2		34
Philippines	1				1
Poland	104	22	24	23	173
Portugal	1	4			5
Puerto Rico	4	11	3		18
Romania	2				2
Russian Federation	1				1
Saudi Arabia		1			1
Serbia	1				1
Seychelles	1				1
Slovakia	90	25	3	2	120
Slovenia	94	6	8	2	110
South Africa	28	17	9	10	64
Spain	75	26	1		102
Swaziland	2				2
Sweden	399	99	29	201	728
Switzerland	283	280	20	135	718
Thailand		1			1
Trinidad & Tobago		1			1
Ukraine				1	1
United Kingdom	205	84	20	167	476
Uruguay	9	17			26
Venezuela	70	200	10		280
Virgin Islands		3	1		4
TOTAL	17,348	8,727	1,961	3,938	31,974

OWNERSHIP

2019 AMERICAN QUARTER HORSE OWNERS

UNITED STATES

Alabama	10,567
Alaska	644
Arizona	14,786
Arkansas	11,604
California	38,559
Colorado	20,319
Connecticut	1,332
Delaware	471
Florida	17,132
Georgia	11,482
Hawaii	1,022
Idaho	13,675
Illinois	11,675
Indiana	12,249
Iowa	13,669
Kansas	14,769
Kentucky	9,094
Louisiana	13,822
Maine	1,243
Maryland	2,329
Massachusetts	1,467
Michigan	11,422
Minnesota	12,906
Mississippi	10,384
Missouri	21,340
Montana	15,466
Nebraska	13,029
Nevada	5,283
New Hampshire	845
New Jersey	2,015
New Mexico	10,594
New York	6,588
North Carolina	11,617
North Dakota	6,532
Ohio	16,352
Oklahoma	30,926
Oregon	14,157
Pennsylvania	10,510
Rhode Island	224
South Carolina	5,354
South Dakota	10,472
Tennessee	12,330
Texas	87,862
Utah	12,357
Vermont	839
Virginia	6,680
Washington	15,065
Washington D.c.	36
West Virginia	2,788
Wisconsin	10,651
Wyoming	10,118
TOTAL	596,688

INTERNATIONAL

Argentina	105
Australia	1,081
Austria	2,806
Bahamas	2
Belarus	1
Belgium	2,284
Belize	2
Bolivia	1
Bosnia And Herzegovina	3
Botswana	1
Brazil	1,288
Bulgaria	11
Cameroon	1
Canada (Total)	50,812
<i>Alberta</i>	<i>18,628</i>
<i>British Columbia</i>	<i>7,200</i>
<i>Manitoba</i>	<i>2,768</i>
<i>New Brunswick</i>	<i>637</i>
<i>Newfoundland And Labrador</i>	<i>55</i>
<i>Northwest Territories</i>	<i>1</i>
<i>Nova Scotia</i>	<i>1,087</i>
<i>Ontario</i>	<i>8,372</i>
<i>Prince Edward Island</i>	<i>211</i>
<i>Quebec</i>	<i>5,531</i>
<i>Saskatchewan</i>	<i>6,284</i>
<i>Yukon Territory</i>	<i>38</i>
Cayman Islands	7
Chile	46
China	20
Colombia	233
Comoros	6
Costa Rica	68
Croatia	28
Curaçao	3
Czech Republic	1,088
Denmark	720
Dominican Republic	40
Ecuador	11
El Salvador	1
Estonia	6
Falkland Islands	1
Finland	214
France	4,517
French Southern Territories	1
Gabon	1
Georgia	4
Germany	20,401
Greece	3
Guam	2
Guatemala	7
Hungary	236
Iceland	1
Ireland	44
Isle Of Man	1
Israel	1,171
Italy	9,729
Japan	195
Korea	7
Liechtenstein	8
Lithuania	3
Luxembourg	185
Macao	1
Malta	1
Martinique	2
Mexico	3,768
Monaco	2
Namibia	7
Nepal	1
Netherlands	2,205
New Caledonia	19
New Zealand	169
Nicaragua	3
Niue	2
Norway	318
Nunavut	1
Panama	170
Paraguay	45
Philippines	2
Poland	373
Portugal	22
Puerto Rico	41
Qatar	1
Romania	4
Russian Federation	2
Saint Pierre And Miquelon	1
San Marino	1
Saudi Arabia	1
Senegal	1
Serbia	8
Seychelles	4
Slovakia	314
Slovenia	289
South Africa	76
Spain	261
Suriname	1
Swaziland	1
Sweden	2,147
Switzerland	1,846
Thailand	3
Turkey	1
Ukraine	1
United Arab Emirates	4
United Kingdom	1,582
Uruguay	46
Venezuela	744
Virgin Islands	5
TOTAL	111,904

OWNER STATISTICS

United States	596,688
International	111,904
TOTAL	708,592

TOP 10 COUNTRIES

1. United States	596,688
2. Canada	50,812
3. Germany	20,401
4. Italy	9,729
5. France	4,517
6. Mexico	3,768
7. Austria	2,806
8. Belgium	2,284
9. Netherlands	2,205
10. Sweden	2,147

TOP 5 STATES

1. Texas	87,862
2. California	38,559
3. Oklahoma	30,926
4. Missouri	21,340
5. Colorado	20,319

TOP 5 PROVINCES

1. Alberta	18,628
2. Ontario	8,372
3. British Columbia	7,200
4. Saskatchewan	6,284
5. Quebec	5,531



SHOWS

2019 TOTAL SHOWS AND SPECIAL EVENTS AVERAGE ENTRIES PER SHOW

UNITED STATES

	Total Shows	Average Entries	Special Events	Average Entries
Alabama	21	334		
Alaska	12	210		
Arizona	42	794		
Arkansas	11	298	11	145
California	116	305	17	76
Colorado	67	233	17	46
Connecticut	11	242		
Florida	78	505	11	16
Georgia	44	723		
Hawaii	4	81		
Idaho	12	38	2	8
Illinois	40	449		
Indiana	60	552	3	170
Iowa	34	334	9	78
Kansas	36	150	6	76
Kentucky	42	425	8	63
Louisiana	15	324		
Maine	4	405		
Maryland	9	249		
Massachusetts	20	668		
Michigan	51	667	1	147
Minnesota	70	278	30	36
Mississippi	57	368	2	193
Missouri	46	420		
Montana	16	182	4	73
Nebraska	50	400	22	69
Nevada	21	1,000	2	31
New Hampshire	4	283		
New Jersey	22	465		
New Mexico	31	315	2	17
New York	70	334	7	72
North Carolina	50	272	5	28
North Dakota	15	330		
Ohio	75	718	6	58
Oklahoma	95	433	58	92
Oregon	26	178		
Pennsylvania	75	406	6	22
South Carolina	25	332		
South Dakota	31	306	2	108
Tennessee	76	373	21	49
Texas	157	225	47	130
Utah	32	229		
Vermont	2	139		
Virginia	21	299	6	28
Washington	46	308	1	26
West Virginia	36	452		
Wisconsin	38	514	2	47
Wyoming	12	245		

INTERNATIONAL

	Total Shows	Average Entries	Special Events	Average Entries
Argentina	4	13		
Australia	8	78		
Austria	10	132		
Belgium	6	96		
Brazil	4	291	1	144
Canada				
<i>Alberta</i>	19	321		
<i>British Columbia</i>	12	172		
<i>Manitoba</i>	9	287	3	13
<i>New Brunswick</i>	11	375		
<i>Nova Scotia</i>	1	123		
<i>Ontario</i>	51	447	20	30
<i>Quebec</i>	8	380		
<i>Saskatchewan</i>	11	252		
China			2	11
Colombia			1	32
Costa Rica	2	46		
Denmark	7	184		
Finland	4	52		
France	10	49	1	25
Germany	82	353	4	17
Israel	1	76	1	28
Italy	10	236	3	26
Japan	1	18		
Luxembourg	2	56		
Mexico	10	33	1	27
Netherlands	8	352		
New Zealand	4	99		
Norway	2	70		
Panama	1	90		
Poland	3	62		
South Africa	4	16		
Sweden	7	186		
Switzerland	2	93	1	40
United Kingdom	15	118	2	33

2019 AQHA APPROVED SHOWS/ SPECIAL EVENTS

	United States	International	Total
Number of shows per year	1,946	308	2,254
Number of special events per year	329	40	369
Total shows and special events	2,275	348	2,623



SHOWS



2019 TOP 5 SPECIAL EVENT SHOWS

	Total Entries	Number of Shows	Average Entries Per Show
Houston Livestock Events Houston, TX	1,743	6	291
BCH Penning and Sorting Bastrop, TX	1,160	4	290
Lazy J Arena Penning & Sorting (April) Stillwater, OK	540	2	270
Lazy J Arena Penning & Sorting (February) Stillwater, OK	504	2	252
Lazy J Arena Penning & Sorting (November) Stillwater, OK	504	2	252

2019 TOP 5 LEVEL 1 SHOWS

	Total Entries	Number of Shows	Average Entries Per Show
Keystone Level 1 Quarter Horse Show Centre Hall, PA	422	1	422
NOQHA Level 1 Extravaganza Findlay, OH	255	1	255
PCQHA Level 1 Clinic and Show Centre Hall, PA	241	1	241
Northern Michigan QHA Level 1 Show Midland, MI	241	1	241
Massachusetts QHA Level 1 Show Northampton, MA	215	1	215

2019 TOP 5 SHOWS

	Total Entries	Number of Shows	Average Entries Per Show
All American Quarter Horse Congress Columbus, OH	7,823	1	7,823
Arizona Sun Country Circuit Scottsdale, AZ	21,626	10	2,163
Florida Gold Coast QHS Tampa, FL	10,082	6	1,680
Big A Circuit Conyers, GA	10,026	6	1,671
Stars and Stripes Circuit Conyers, GA	6,486	4	1,622

Rank based on average entries per show

2019 TOP EQUESTRIANS WITH DISABILITIES SHOW

	Total Entries	Number of Shows	Average Entries Per Show
Chisholm Challenge Fort Worth, TX	130	1	130

SHOWS

SHOW ENTRIES

	2015	2016	2017	2018	2019
Number of Approved Shows	2,432	2,403	2,418	2,437	2,254
Number of Special Events	428	431	363	381	369
Average Entries per Show	380	385	384	358	351
Average Entries per Special Event	70	63	58	50	71
Total Show Entries	923,184	925,937	928,314	871,369	797,703
Open	285,310	281,934	283,733	267,347	259,089
Amateur*	262,981	259,483	262,074	244,222	241,609
Level 1 Amateur*	123,771	123,716	125,471	118,384	121,174
Youth	149,662	151,502	149,639	139,538	131,477
Level 1 Youth	99,072	107,014	104,811	99,844	91,238
Equestrians with Disabilities	2,388	2,288	2,586	2,034	2,177
Total Special Event Entries	29,802	27,342	22,964	19,228	24,685
Total Show Entries Including Special Events	952,986	953,279	951,278	890,597	822,388

*Includes Select

2019 TOP 5 ALLIANCE EVENTS

	Total Entries	Number of Shows	Average Entries Per Show
NRHA Derby Oklahoma City, OK	318	2	159
Winter Slide Ardmore, OK	149	1	149
Rocky Mountain Columbine Classic Pueblo, CO	145	1	145
SRCHA Summer Spectacular Ardmore, OK	425	3	142
Bad Productions (Team Penning/Sorting) Healdton, OK	220	2	110

2019 TOP 5 INTRODUCTORY SHOWS

	Total Entries	Number of Shows	Average Entries Per Show
Mississippi Congress Brandon, MS	222	1	222
Champlain Valley Horse Show New Haven, VT	162	1	162
Mardi Gras Madness Amite, LA	157	1	157
Fundamentally Fun Bryan, TX	139	1	139
The Coast Classic Gulfport, MS	130	1	130



2019 REGIONAL CHAMPIONSHIP ENTRIES

	Total Entries	Number of Shows	Average Entries Per Show
Region 1 Monroe, WA	569		569
Region 2 Rapid City, ND	842		842
Region 5 Logan Township, NJ	387		387
Region 6 West Springfield, MA	648		648

2019 TOP 5 VERSATILITY RANCH HORSE SHOWS

	Total Entries	Number of Shows	Average Entries Per Show
Southwestern Exposition Fort Worth, TX	588	1	588
Colorado State Fair Ranch Versatility Pueblo, CO	1,743	3	581
Stock Horse of Texas VRH Show Lubbock, TX	386	1	386
Stock Horse of Texas VRH Show Hamilton, TX	333	1	333
NILE Versatility Ranch Show Billings, MT	308	1	308

SHOWS

2019 WORLD CHAMPIONSHIP SHOWS

Show	Qualifiers	Entries	Horses	Exhibitors	Money/ Awards
Cowboy Mounted Shooting World Championship Show	301	93	67	57	\$44,053
Zoetis Versatility Ranch Horse	6,770	2,302	399	357	\$210,000
AQHYA World Show	2,370 ¹	3,698	1,043	777	\$189,056
Adequan Select World Show	3,489 ²	952	626	474	\$273,822
Amateur/Open AQHA World Show	17,202 ³	4,045	1,784	1,262	\$1,915,000
AQHA Level 1 Championship (West)	N/A ³	1,550	386	378	\$102,368
Nutrena AQHA Level 1 Championship (East)	N/A ³	2,575	687	667	\$117,468
AQHA Level 1 Championship (Central)	N/A ³	1,465	382	372	\$104,880

¹National qualifiers
²Includes state qualifiers
³There is no qualification for these shows

PROFESSIONAL HORSEMEN MEMBERS

	MEMBERS
United States	589
International	64
Total	653

2019 AQHA APPROVED JUDGES

	United States	International
All-Around	276	79
Progressive	7	0
Versatility Ranch Horse	298	26

SPECIALIZED JUDGES

Cowboy Mounted Shooting	54	2
Cutting	93	4
Halter	19	0
Level 1	46	3
Over Fences	33	0
Ranch Riding	10	0
Reining	76	7
Roping	22	3
Team Penning	24	6
Timed Events	32	4
Working Cow Horse	43	2

CERTIFIED SHOW MANAGEMENT

	MEMBERS
United States	222
International	75
Total	297



RANCHING

AQHA RANCHING HERITAGE BREEDERS

United States	395	International	14
Alabama	2	Germany	3
Arizona	13	France	1
Arkansas	7	Canada	10
California	13	Alberta	5
Colorado	9	British Columbia	1
Florida	1	Manitoba	1
Hawaii	2	Saskatchewan	3
Idaho	6		
Illinois	2	Total RHB members	409
Iowa	1		
Kansas	21		
Louisiana	5		
Minnesota	1		
Mississippi	2		
Missouri	9		
Montana	28		
Nebraska	36		
Nevada	4		
New Mexico	13		
North Dakota	10		
Oklahoma	22		
Oregon	10		
Pennsylvania	1		
South Dakota	41		
Tennessee	3		
Texas	99		
Utah	7		
Virginia	1		
Washington	6		
West Virginia	1		
Wisconsin	1		
Wyoming	18		



RANCHING HERITAGE CHALLENGE ENROLLED HORSES

United States	103,465	International	1,111
Alabama	1,912	Germany	117
Arizona	2,784	France	42
Arkansas	1,122	Canada	952
California	3,298	Alberta	307
Colorado	1,350	British Columbia	205
Florida	223	Manitoba	63
Hawaii	335	Saskatchewan	377
Idaho	1,431		
Illinois	33	United States	103,465
Iowa	79	International	1,111
Kansas	3,262	Total RHC	104,576
Louisiana	582	(including grandfathered horses)	
Minnesota	429		
Mississippi	113		
Missouri	1,982		
Montana	6,086		
Nebraska	9,236		
Nevada	946		
New Mexico	5,272		
North Dakota	2,566		
Oklahoma	5,759		
Oregon	1,022		
Pennsylvania	270		
South Dakota	11,321		
Tennessee	171		
Texas	37,660		
Utah	791		
Virginia	40		
Washington	774		
West Virginia	153		
Wisconsin	76		
Wyoming	2,387		



2019 AQHA RANCHING HERITAGE CHALLENGES

Fort Worth Stock Show Fort Worth, TX	129 entries	68 horses	63 exhibitors	Tri-State Fair Amarillo, TX	72 entries	36 horses	31 exhibitors
Texas Tech Ranch Horse Team RHC Lubbock, TX	38 entries	68 horses	63 exhibitors	NRCHA Snaffle Bit Futurity Fort Worth, TX	45 entries	30 horses	14 exhibitors
ARC Spring Works RHC Camp Verde, AZ	6 entries	3 horses	3 exhibitors	Northern International Livestock Exposition Billings, MT	31 entries	16 horses	14 exhibitors
Central Coast Ranch Horse Classic Carmel, CA	7 entries	4 horses	4 exhibitors	WSVRHA Championship Las Vegas, NV	9 entries	5 horses	5 exhibitors
Osage Gathering Pawhuska, OK	14 entries	8 horses	9 exhibitors	Stock Horse of Texas World Show Abilene, TX	48 entries	26 horses	26 exhibitors
SDQHA Summer Spectacular Rapid City, SD	66 entries	26 horses	20 exhibitors	6666 Ranch RHC Guthrie, TX	87 entries	45 horses	42 exhibitors
Colorado State Fair Pueblo, CO	116 entries	55 horses	49 exhibitors	WRCA Ranch Horse Challenge Amarillo, TX	12 entries	9 horses	8 exhibitors

THE AQHA DIGITAL NETWORK

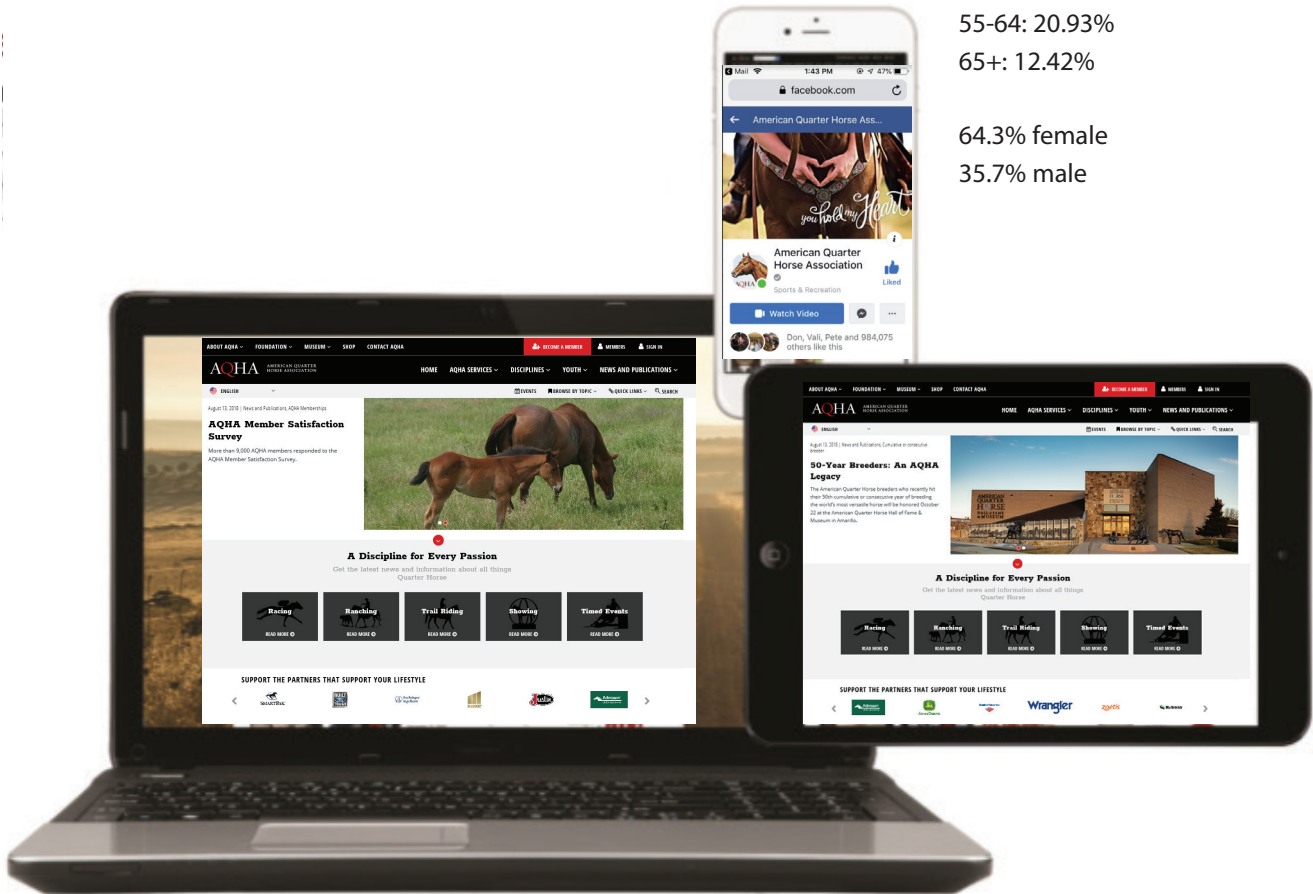
AQHA.COM

Website visitors: 1.52 million annually

Age groups:

- 18-24: 8.26%
- 25-34: 20.23%
- 35-44: 17.85%
- 45-54: 20.32%
- 55-64: 20.93%
- 65+: 12.42%

64.3% female
35.7% male



SOCIAL MEDIA

AQHA's award-winning social media efforts have gained us large followings on a multitude of networks.



FACEBOOK
facebook.com/aqha1

982,000 fans



INSTAGRAM
@officialaqha

227,000 followers



TWITTER
@aqha

48,400 followers



PINTEREST
pinterest.com/aqha1

27,600 followers



YOUTUBE
youtube.com/aqhavideo

32,700 subscribers

JOURNAL

THE AMERICAN QUARTER HORSE JOURNAL

- A monthly magazine, with 20,000 subscribers, dedicated to the most popular horse breed on earth.
- In 2019, the Journal debuted its Facebook page (www.facebook.com/aqhjournal) through which to share magazine content, drive readers to the AQHA website and draw horse lovers to subscribe to the magazine.
- Hands-on training articles, covering English and western disciplines with emphasis on rail, pattern and halter.
- Insightful features tackling health, horse-show trends and breeding topics.
- Hall of Fame and 50-year breeder profiles.
- Inspirational stories about fellow amateurs, youth, professionals, owners and breeders.
- Official show coverage from AQHA's championship shows.
- Critical news and timely information, keeping you abreast of what's going on within your Association.



AMERICA'S HORSE

- The magazine mailed to all 180,000 AQHA member households as part of their membership.
- Represents the heart and soul of the Association, with stories that focus on the horse-human bond.
- We also feature basic training tips, horse-health primers and other information to help our members form a stronger relationship with their horses.
- Eight America's Horse magazines are printed and mailed to each member per year; international members receive a link via email to the digital versions of each issue. Four times a year, the America's Horse Interactive is shared via email with more than 400,000 proud Quarter Horse owners.



RACING

THE AMERICAN QUARTER HORSE RACING JOURNAL

- A semi-annual print publication dedicated to the American Quarter Horse racing industry.
- Unique articles packed with data and statistical analysis you can only get from AQHA.
- Insightful features covering handicapping, horse health, breeding and more.
- March Annual Review is a powerful, statistics-packed magazine that you'll refer to year after year, including the starters index and racing champions.
- December Stallion Issue features stallion and breeding information, including sire lists and successful crosses information.



In July 2019, the publications department began a complete redesign of the *Journal*. Taking the best of *America's Horse* and the best of the *Journal*, the team reimagined the *Journal* into a lifestyle publication that we are certain AQHA members are going to love. The new *Journal* will debut in April 2020.

RACING AND RACING CHALLENGE

RACING

RACE PURSES

	2015	2016	2017	2018	2019
TOTAL ADDED MONEY	\$122,822,398	\$120,456,101	\$111,083,980	\$116,807,432	Unavailable
TOTAL PURSES	\$129,930,175	\$127,140,633	\$116,255,967	\$120,145,324	\$116,599,755
AVERAGE PURSE PER RACE	\$16,436	\$16,448	\$15,856	\$17,193	\$18,063
AVERAGE EARNINGS PER STARTER	\$8,474	\$8,599	\$8446	\$9,275	\$9,333

RACING STATISTICS 1970-2019

	RACES	STARTERS	PURSES	HANDLE
1970	7,438	10,493	\$9,427,886	\$102,877,409
1980	13,777	20,551	\$38,641,432	\$320,610,106
1990	13,450	20,520	\$51,210,144	\$354,208,189
2000	8,096	13,359	\$67,104,506	\$286,724,866
2001	8,239	13,596	\$73,301,410	\$318,037,079
2002	8,484	14,240	\$78,270,089	\$315,789,530
2003	8,409	14,532	\$83,726,581	\$306,786,431
2004	8,799	15,368	\$93,500,833	\$324,744,580
2005	8,799	15,833	\$98,630,441	\$343,731,326
2006	9,053	16,043	\$109,375,703	\$346,932,823
2007	9,274	16,607	\$123,042,699	\$367,626,783
2008	9,152	16,911	\$125,545,585	\$332,944,722
2009	9,113	17,180	\$127,628,434	\$328,443,262
2010	8,788	17,069	\$127,026,173	\$294,104,133
2011	8,450	16,724	\$129,282,575	\$301,354,956
2012	8,657	16,355	\$131,545,809	\$295,663,926
2013	8,328	15,761	\$125,877,223	\$289,748,484
2014	7,960	15,636	\$126,709,904	\$291,986,135
2015	7,905	15,333	\$129,930,175	\$309,356,986
2016	7,730	14,786	\$127,140,633	\$297,533,160
2017	7,332	13,764	\$116,255,967	\$283,938,345
2018	6,988	12,593	\$120,145,324	\$296,412,024
2019	6,455	12,985	\$116,599,755	\$274,157,889

2019 STARTERS IN RECOGNIZED AMERICAN QUARTER HORSE RACES

2-year-olds raced	4,478
3-year-olds raced	3,728
Older horses raced	4,257
American Quarter Horse Starters	12,463
Other Breeds Starters	522
TOTAL STARTERS IN AMERICAN QUARTER HORSE RACES	12,985
Horses with first official start	4,478
Horses previously raced	8,507

CHALLENGE

CHALLENGE ENROLLMENT BY FOAL CROP

	2013	2014	2015	2016	2017	2018	2019
WEANLING	2,604	2,596	2,440	2,373	2,100	1,732	1,632
YEARLING	555	588	577	427	360	290	358
2-YEAR-OLD	1	1	8	8	5	1	13
3-YEAR-OLD & UP	1	1	2	2	2	0	1
SOUTH AMERICA ENROLLMENTS	0	0	0	0	0	486	118
TOTAL ENROLLMENT	3,161	3,186	3,027	2,810	2,467	2,509	2,122

BANK OF AMERICA RACING CHALLENGE PROGRAM ENROLLMENTS, PURSES AND AWARDS HISTORY

YEAR	TOTAL HORSES ENROLLED	ENROLLMENT DOLLARS	ADDED PURSE MONEY	*TOTAL PURSES	STALLION OWNER AWARDS	NOMINATOR AWARDS	TOTAL AWARDS	GRAND TOTAL MONEY PAID OUT
2019	2,122	\$742,900	\$2,167,500	\$2,954,061	***	\$95,451	\$95,451	\$3,049,512
2018	2,509	\$701,600	\$1,744,250	\$2,383,401	***	\$154,536	\$154,536	\$2,537,937
2017	2,467	\$864,000	\$2,712,800	\$3,637,791	***	\$245,650	\$245,650	\$3,883,441
2016	2,810	\$1,044,600	\$3,251,600	\$4,107,481	***	\$273,948	\$273,948	\$4,381,429
2015	3,027	\$1,143,700	\$3,304,000	4,455,304	***	\$314,794	\$314,794	\$4,770,098
2014	3,186	\$1,167,100	\$3,768,453	\$4,829,997	***	\$321,284	\$321,284	\$4,952,841
2013	3,161	\$1,142,200	\$3,403,353	\$4,195,385	***	\$307,969	\$307,969	\$4,786,545
2012	3,275	\$1,069,200	\$3,644,753	\$4,294,101	***	\$309,023	\$309,023	\$4,950,569
2011	3,381	\$1,189,300	\$3,506,700	\$4,275,484	***	\$261,415	\$261,415	\$4,708,965
2010	3,744	\$1,304,900	\$3,497,150	\$4,176,514	***	\$258,681	\$258,681	\$4,427,660
2009	3,730	\$1,267,800	\$3,164,800	\$4,453,871	***	\$254,055	\$254,055	\$4,712,240
2008	3,760	\$1,411,900	\$3,152,100	\$4,220,141	***	\$272,461	\$272,461	\$4,895,920
2007	4,253	\$1,358,240	\$3,007,670	\$4,003,114	\$112,302	\$262,038	\$374,340	\$4,718,833
2006	4,506	\$1,380,700	\$2,959,608	\$4,286,289	\$110,572	\$258,000	\$368,572	\$4,797,796
2005	4,269	\$1,173,440	\$2,821,000	\$3,508,555	\$109,495	\$255,488	\$364,983	\$4,231,688
2004	4,474	\$1,173,100	\$2,759,500	\$3,493,520	\$108,273	\$252,636	\$360,909	\$4,007,385
2003	4,554	\$1,103,900	\$2,689,250	\$3,374,015	\$105,222	\$245,517	\$350,739	\$3,909,225
2002	4,611	\$1,067,700	\$2,450,250	\$3,526,525	\$109,736	\$256,050	\$365,786	\$3,999,295
2001	4,584	\$1,125,700	\$2,426,000	\$3,843,685	\$109,445	\$255,371	\$364,816	\$4,208,501
2000	4,297	\$1,077,000	\$2,372,172	\$3,521,755	\$96,987	\$226,303	\$323,290	\$3,845,045
1999	4,028	\$1,103,800	\$2,032,500	\$3,037,475	\$84,134	\$196,313	\$280,447	\$3,317,922
1998	3,673	\$964,300	\$1,760,000	\$2,583,000	\$78,137	\$183,432	\$261,569	\$2,844,569
1997	3,251	\$878,700	\$1,500,000	\$2,121,559	\$60,000	\$140,000	\$200,000	\$2,321,559
1996	2,896	\$798,600	\$1,232,500	\$1,569,670	\$50,796	\$118,524	\$169,320	\$1,738,990
1995	2,286	\$597,500	\$1,115,000	\$1,463,430	\$47,788	\$111,506	\$159,294	\$1,622,724
1994	1,784	\$478,800	\$859,400	\$1,045,585	\$35,935	\$79,039	\$114,974	\$1,160,559
1993	1,322	\$337,400	\$770,500	\$1,090,003	\$22,669	\$52,278	\$74,947	\$1,164,950
1992	2,756	\$867,900	N/A	N/A	N/A	N/A	N/A	N/A
1992-2019								
TOTALS	84,312	\$25,783,430	\$56,636,909	\$75,297,074	\$1,241,491	\$5,031,919	\$6,273,410	\$83,861,718

Total Purse = Regional Trials and Final Purse, Championship Day Purse, including undercard races, Bonus Challenge and Maiden Challenge Race Purse - 3% Stallion Awards were eliminated by the AQHA Racing Council in 2008 to provide additional money for the Championship Day Races.

OTHER PROGRAMS AND SERVICES

HORSEBACK RIDING PROGRAM

2019 AWARDS BY LEVEL

QUARTER HORSE DIVISION

Hours	2019	2018	2017	2016	2015	2014	2013	2012	2011
25	223	396	493	396	389	483	458	591	510
50	215	360	451	375	387	432	453	472	409
100	200	342	372	334	385	397	380	420	343
250	175	250	302	273	294	304	279	325	251
500	163	204	208	206	226	202	236	260	222
750	127	156	183	164	176	168	201	177	144
1,000	121	135	141	149	150	171	144	147	132
1,500	85	87	134	110	115	97	89	140	102
2,000	77	79	86	79	91	61	58	83	59
2,500	58	62	78	63	66	44	60	62	44
3,000	43	56	66	50	57	43	41	43	40
3,500	37	55	56	46	50	26	39	43	23
4,000	38	57	40	48	36	28	32	31	20
4,500	30	48	40	44	33	27	30	17	21
5,000	27	46	34	38	29	22	27	20	20
Total	1,619	2,333	2,684	2,375	2,484	2,505	2,527	2,831	2,340

ALL BREEDS DIVISION

Hours	2019	2018	2017	2016	2015	2014	2013	2012	2011
25	63	132	156	164	126	122	134	137	97
50	55	122	144	134	113	118	124	131	72
100	57	99	125	125	99	100	97	98	65
250	50	65	87	79	67	68	64	49	43
500	35	51	62	48	48	34	36	27	37
750	24	45	36	39	21	24	20	33	18
1,000	19	41	22	18	30	20	20	15	15
1,500	18	19	15	17	12	8	21	18	2
2,000	10	10	14	8	11	2	20	7	6
Total	331	584	661	632	527	496	536	515	355

HORSEBACK RIDING PROGRAM

AMERICAN QUARTER HORSE DIVISION

Year	Enrollment	Hours	Awards
2019	13,808	377,854	1,813
2018	15,467	485,804	2,333
2017	14,688	509,667	2,684
2016	16,127	453,037	2,375
2015	16,675	455,144	2,484
2014	15,865	457,211	2,505
2013	16,347	438,235	2,445
2012	15,244	452,296	2,765
2011	14,819	396,631	2,342
2010	13,951	452,876	1,662

HORSEBACK RIDING PROGRAM

ALL BREEDS DIVISION

Year	Enrollment	Hours	Awards
2019	2,383	60,027	182
2018	2,687	75,813	584
2017	2,459	83,685	661
2016	2,497	76,825	632
2015	2,510	59,271	527
2014	2,325	56,286	496
2013	2,314	54,190	518
2012	2,064	47,824	498
2011	1,789	43,216	358
2010	1,434	46,816	384

MEMBER EXPERIENCE

The Member Experience Department is responsible for providing world-class service to our global members and customers by assisting them in a wide range of areas through personalized phone, email, and on-site support. The 19 teams in the Member Experience Department work closely together to align the customer and member experience and are responsible for serving them by ensuring that their needs are met in a timely and efficient manner.

Total Calls	509,749
Contact Us Emails	47,866
Certificates Printed	131,014
Completed Transactions	179,303
Facebook Messages	2,622
International Facebook Messages	210

FINANCIAL STATEMENTS

The 2019 audited financial statements are not included in the current version of the 2019 Annual Report. The financial statements are currently being finalized, and AQHA will notify the board of directors and members when the 2019 Annual Report is appended to include the financial statements.

P A S T A Q H A P R E S I D E N T S

PAST AQHA PRESIDENTS

- *W. B. Warren, 1940, Texas
 - *W. B. Warren, 1941, Texas
 - *J. F. Hutchins, 1942, Texas
 - *J. F. Hutchins, 1943, Texas
 - *R. L. Underwood, 1944, Texas
 - *R. L. Underwood, 1945, Texas
 - *Albert Mitchell, 1946, New Mexico
 - *Albert Mitchell, 1947, New Mexico
 - *Albert Mitchell, 1948, New Mexico
 - *Robert E. Hooper, 1949, Texas
 - *Robert E. Hooper, 1950, Texas
 - *Robert E. Hooper, 1951, Texas
 - *Robert E. Hooper, 1952, Texas
 - *Orville E. Burtis, 1953, Kansas
 - *Orville E. Burtis, 1954, Kansas
 - *Lester Goodson, 1955, Texas
 - *Lester Goodson, 1956, Texas
 - *Albert Mitchell, 1957, New Mexico
 - *J. E. Browning, 1958, Arizona
 - *Ken Fratis, 1959, California
 - *Roy Parks, 1960, Texas
 - *S. M. Moore, 1961, Oklahoma
 - *Wayne Vickers, 1962, California
 - *Jess L. Hankins, 1963, Texas
 - *Hugh Bennett, 1964, Colorado
 - *Bud Warren, 1965, Oklahoma
 - *J. L. "Dusty" Rhoades, 1966, Texas
 - *Tom J. Finley, 1967, Arizona
 - *E. H. Honnen, 1968, Colorado
 - *Lee Berwick, 1969, Louisiana
 - *Jay Pumphrey, 1970, Texas
 - *William R. Verdugo, 1971, California
 - *Bud Ferber, 1972, New Jersey
 - *William R. Thompson, 1973, Oklahoma
 - *Hugh Peltz, 1974, Montana
 - *Clarence Scharbauer Jr., 1975, Texas
 - *Robert Kieckhefer, 1976, Arizona
 - *Albert C. Becker, 1977, Kansas
 - *Bill G. Reed, 1978, New Mexico
 - *David M. Perkins, 1979, Louisiana
 - *B. F. Phillips Jr., 1980, Texas
 - Marten A. Clark, 1981, California
 - *Robert C. Norris, 1982, Colorado
 - *Jack Anderson, 1983, Oklahoma
 - Rick C. Johns, 1984, Arizona
 - Stephen J. "Tio" Kleberg, 1985, Texas
 - **Howard R. Weiss, 1986, California
 - *Gerald A. O'Connor MD, 1987, Michigan
 - *Leo Winters, 1988, Oklahoma
 - Brad Tate, 1989, Kansas
 - *Sparks Rust Jr., 1990, Texas
 - *Jim Barton, 1991, New York
 - C. W. "Bill" Englund Jr., 1992, Arizona
 - *Everett Salley, 1993, Oklahoma
 - *Richard "Dick" Bingham, 1994, Illinois
 - R. A. "Rob" Brown, 1995, Texas
 - *Don Burt, 1996, California
 - **Ginger Hyland, 1997, California
 - ** Mike J. Perkins, 1998, Oklahoma
 - Ken T. Smith, 1999, South Carolina
 - Jerry Windham, 2000, Texas
 - *J. D. Blondin, 2001, Louisiana
 - *Jim J. Shoemake, 2002, Missouri
 - R.H. "Steve" Stevens, 2003, Texas
 - *Frank "Scoop" Vessels III, 2004, California
 - *Frank Howell, 2005, Georgia
 - Walter Fletcher, 2006, Kansas
 - **Frank Merrill, 2007, Oklahoma
 - Ken Mumy, 2008, Michigan
 - Jim Helzer, 2009, Texas
 - Johannes Orgeldinger, 2010, Germany
 - *Peter Cofrancesco, 2011, New Jersey
 - *Gene Graves, 2012, Nebraska
 - Johne Dobbs, 2013, Illinois
 - Johnny Trotter, 2014, Texas
 - Dr. Glenn Blodgett, 2015, Texas
 - Sandy Arledge, 2016, California
 - Ralph Seekins, 2017, Alaska
 - Dr. Jim Heird, 2018, Texas
 - Stan Weaver, 2019, Montana
- *Deceased
**State of Residency During Presidential Term

AMERICAN
QUARTER
HORSE
ASSOCIATION

P.O. Box 200, 79168
1600 Quarter Horse Dr., 79104
Amarillo, TX · 806-376-4811
aqha.com