

PATTERNBOOK

BAVARIAN SPRING CLASSIC

23.-28. April

Bavarian Golden Series 1. Qualifikation
 NRHA (USA) -Show
 VWB Kat I-Show, 4-fach AQHA-Show

Hufschmied Christian Milbli, mobil: 0179 510 96 74
 Aktuelle Show-Infos unter westernreiten-online.de

NEXT SHOW

6.-11. Juni - BAYERISCHE MEISTERSCHAFT

Bavarian Golden Series 2. Qualifikation
 NRHA (USA) -Show
 VWB Kat I-Show, 4-fach AQHA-Show



Patternübersicht



Reining

8347	VWB	Novice Jugend Reining	VWB-Pattern	5
8348	VWB	Jugend Reining	VWB-Pattern	6
9340	VWB	Einsteiger Reining	VWB-Pattern	8
7340	VWB	Amateur Reining	VWB-Pattern	13
6340	VWB	Offen Reining	VWB-Pattern	2
5055	VWB	Bavarian Golden Series Reining	VWB-Pattern	3
1341	AQHA 1/2	Open Junior Reining	AQHA-Pattern	11
1342	AQHA 1/2	Open Senior Reining	AQHA-Pattern	7
1347	AQHA 1/2	Open Green Reining	AQHA-Pattern	6
2340	AQHA 1/2	Amateur Reining	AQHA-Pattern	12
3340	AQHA 1/2	Novice Amateur Reining	AQHA-Pattern	6
4340	AQHA 1/2	Youth Reining	AQHA-Pattern	8
1341	AQHA 3/4	Open Junior Reining	AQHA-Pattern	6
1342	AQHA 3/4	Open Senior Reining	AQHA-Pattern	4
1347	AQHA 3/4	Open Green Reining	AQHA-Pattern	11
2340	AQHA 3/4	Amateur Reining	AQHA-Pattern	8
3340	AQHA 3/4	Novice Amateur Reining	AQHA-Pattern	2
4340	AQHA 3/4	Youth Reining	AQHA-Pattern	13
5010	NRHA	Open Morrison Trophy	NRHA-Pattern	2
5012	NRHA	Open Intermediate	NRHA-Pattern	4
5013	NRHA	Open Novice Horse	NRHA-Pattern	8
5020	NRHA	Non Pro Morrison Trophy	NRHA-Pattern	4
5021	NRHA	Non Pro Intermediate	NRHA-Pattern	6
5022	NRHA	Non Pro Limited	NRHA-Pattern	11

Western Combination

6600	VWB	Offen Western Combination	VWB-Pattern	2
------	-----	---------------------------	-------------	---

Jungpferde

6840	VWB	Jungpferde-Reining	VWB-Pattern	2
6880	VWB	Jungpferde-Trail	VWB-Pattern	2
6890	VWB	Jungpferde-Basis	VWB-Pattern	2

Western Riding

6360	VWB	Offen Western Riding	VWB-Pattern	3
7360	VWB	Amateur Western Riding	VWB-Pattern	1
1360	AQHA 1/2	Open Western Riding	AQHA-Pattern	2
1363	AQHA 1/2	Green Western Riding	Green-Pattern	4
2360	AQHA 1/2	Amateur Western Riding	AQHA-Pattern	4
1360	AQHA 3/4	Open Western Riding	AQHA-Pattern	1
1363	AQHA 3/4	Green Western Riding	Green-Pattern	1
2360	AQHA 3/4	Amateur Western Riding	AQHA-Pattern	3

Ranch Riding

1430	AQHA 1/2	Ranch Riding Open	Pattern	13
2430	AQHA 1/2	Ranch Riding Amateur	Pattern	9
1430	AQHA 3/4	Ranch Riding Open	Pattern	12
2430	AQHA 3/4	Ranch Riding Amateur	Pattern	8
6430	VWB	Ranch Riding Offen	Pattern	7
7430	VWB	Ranch Riding Amateur	Pattern	5
9430	VWB	Ranch Riding Einsteiger	Pattern	6
8430	VWB	Ranch Riding Jugend	Pattern	2
5054	VWB	Bavarian Golden Series Ranch Riding	Seite	19

Trail

1381	AQHA 1/2	Open Junior Trail	Seite	9
1382	AQHA 1/2	Open Senior Trail	Seite	6
1383	AQHA 1/2	Green Trail	Seite	7
2380	AQHA 1/2	Amateur Trail	Seite	10
3380	AQHA 1/2	Novice Amateur Trail	Seite	7
4380	AQHA 1/2	Youth Trail	Seite	6
5380	AQHA 1/2	Rookie Trail	Seite	9
1381	AQHA 3/4	Open Junior Trail	Seite	13
1382	AQHA 3/4	Open Senior Trail	Seite	13
1383	AQHA 3/4	Green Trail	Seite	8
2380	AQHA 3/4	Amateur Trail	Seite	12
3380	AQHA 3/4	Novice Amateur Trail	Seite	8
4380	AQHA 3/4	Youth Trail	Seite	11
5380	AQHA 3/4	Rookie Trail	Seite	12
6380	VWB	Offen Trail	Seite	7
7380	VWB	Amateur Trail	Seite	14
9380	VWB	Einsteiger Trail	Seite	14
8387	VWB	Novice Jugend	Seite	8
8388	VWB	Jugend	Seite	8
5050	VWB	Bavarian Golden Series Trail	Seite	11
5056	VWB	Bavarian Limited Series Trail	Seite	10
6500	VWB	Ranch Trail	Seite	15
6895	VWB	In-Hand Trail	Seite	15

Rising Star

Einsteiger und Novice Jugendliche	Seite	16
-----------------------------------	-------	----

Showmanship

VWB	alle Showmanship VWB	Seite	17/18
AQHA 1/2	alle Showmanship AQHA 1/2	Seite	19
AQHA 3/4	alle Showmanship AQHA 3/4	Seite	20
VWB	Bavarian Golden Series Showmanship	Seite	21

Horsemanship

VWB	alle Horsemanship VWB	Seite	24/25
AQHA 1/2	alle Horsemanship AQHA 1/2	Seite	26/27
AQHA 3/4	alle Horsemanship AQHA 3/4	Seite	27/28
VWB	Bavarian Golden Series Horsemanship	Seite	23

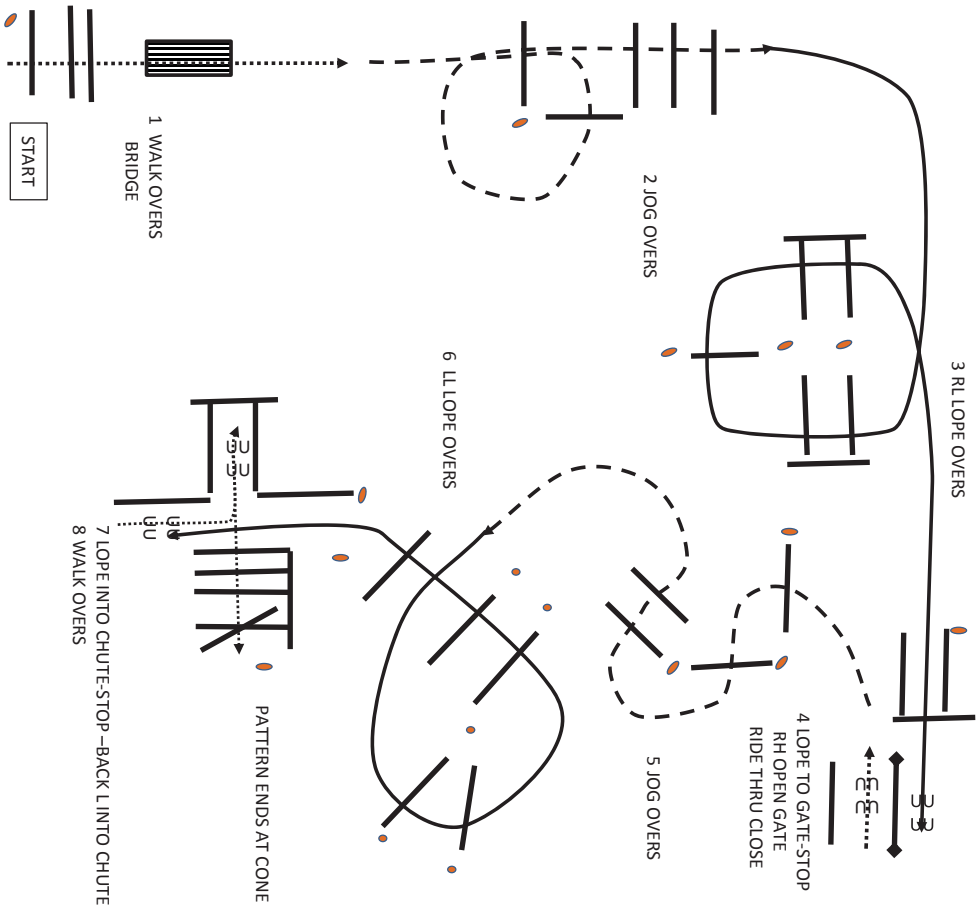
Hunt Seat Equitation

AQHA 1/2	alle Hunt Seat Equitation	Seite	29
AQHA 3/4	alle Hunt Seat Equitation	Seite	30

AQHA 1/2 = AQHA-Show Di/Mi/Do/Fr; AQHA 3/4 = AQHA-Shows Fr/Sa/So

Bavarian Spring Classic
Tuesday/Dienstag 23.4.2019

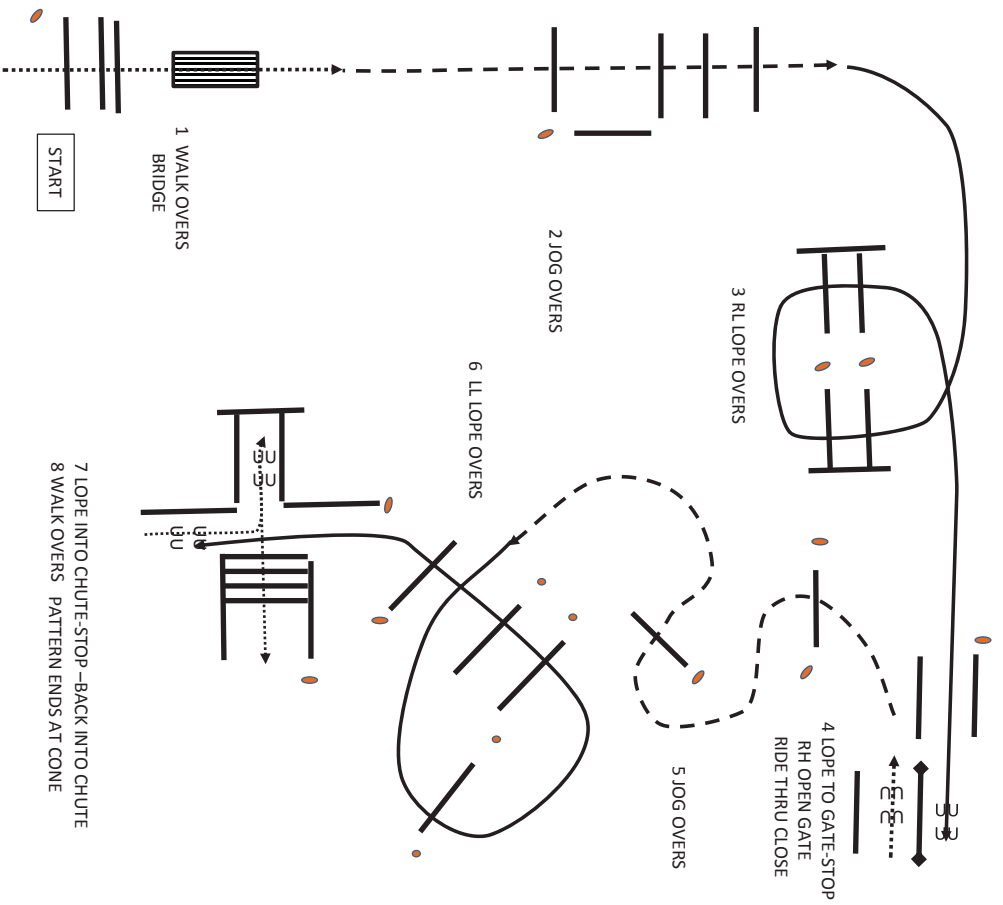
1382 AQHA SENIOR TRAIL



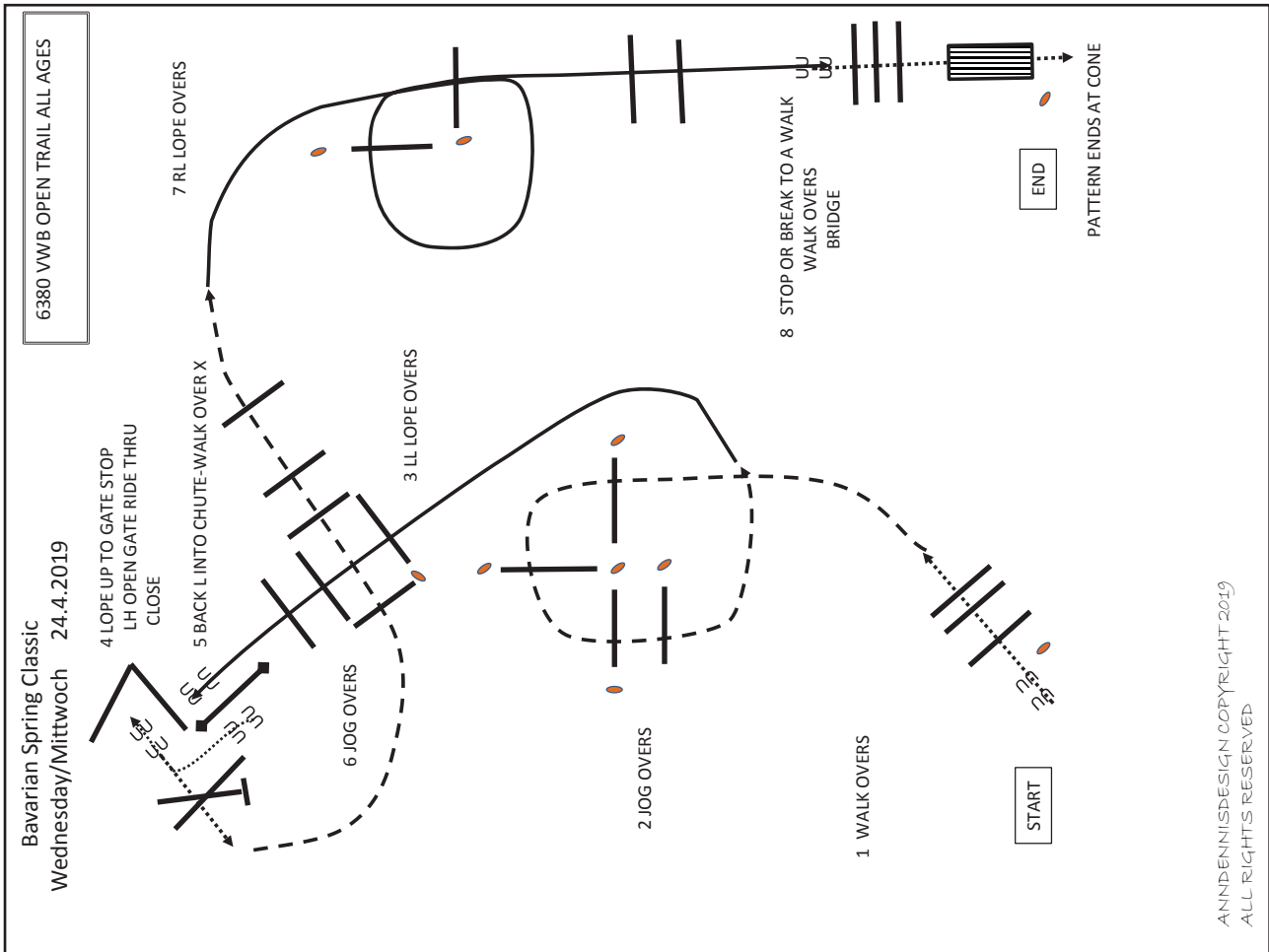
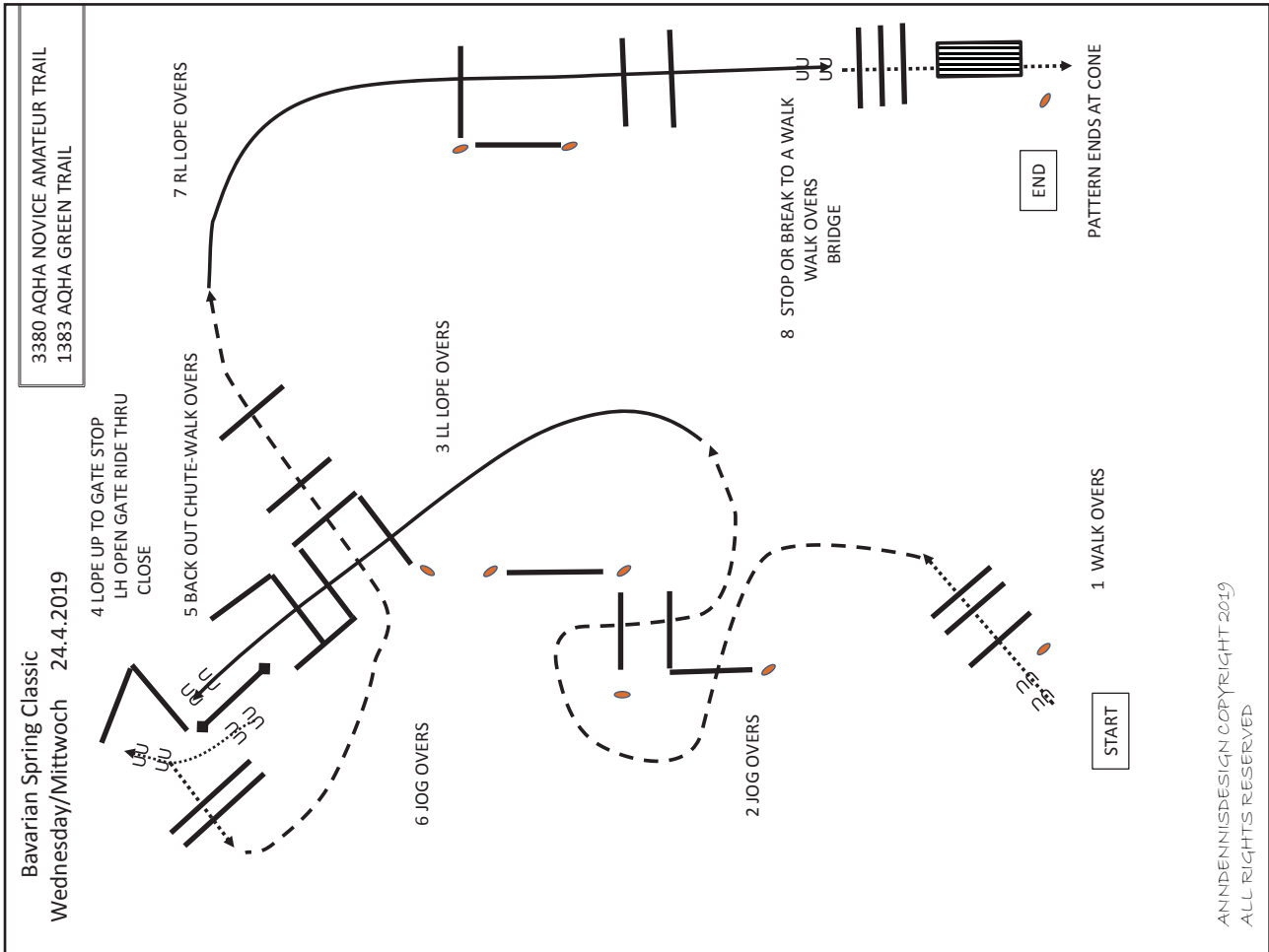
ANNDENNISDESIGN COPYRIGHT 2019
ALL RIGHTS RESERVED

Bavarian Spring Classic
Tuesday/Dienstag 23.4.2019

4380 AQHA YOUTH TRAIL

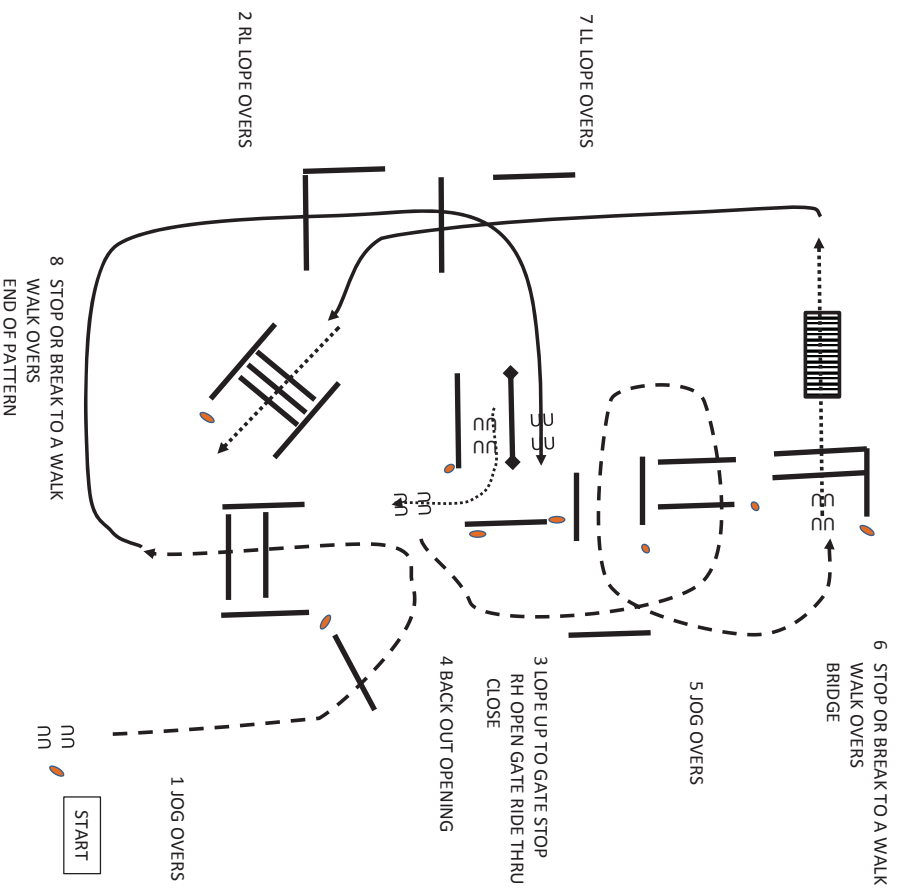


ANNDENNISDESIGN COPYRIGHT 2019
ALL RIGHTS RESERVED



Bavarian Spring Classic
Thursday/Donnerstag 25.4.2019

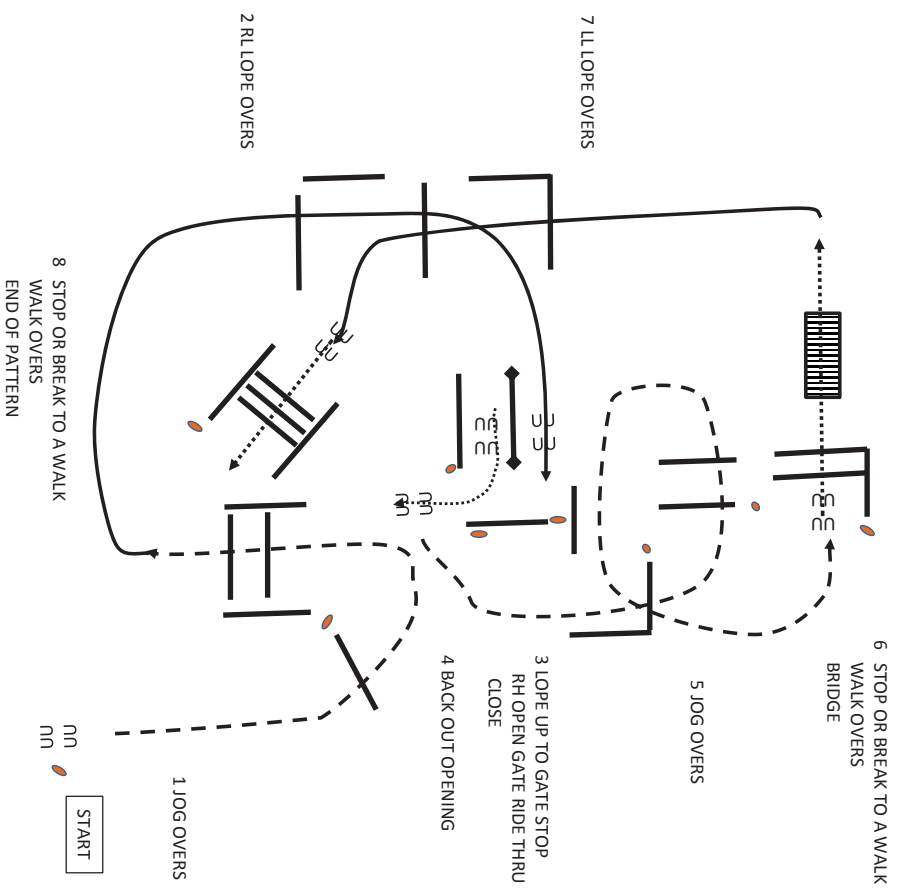
8387 VWB NOVICE JUGEND



ANNDENNISDESIGN COPYRIGHT 2019
ALL RIGHTS RESERVED

Bavarian Spring Classic
Thursday/Donnerstag 25.4.2019

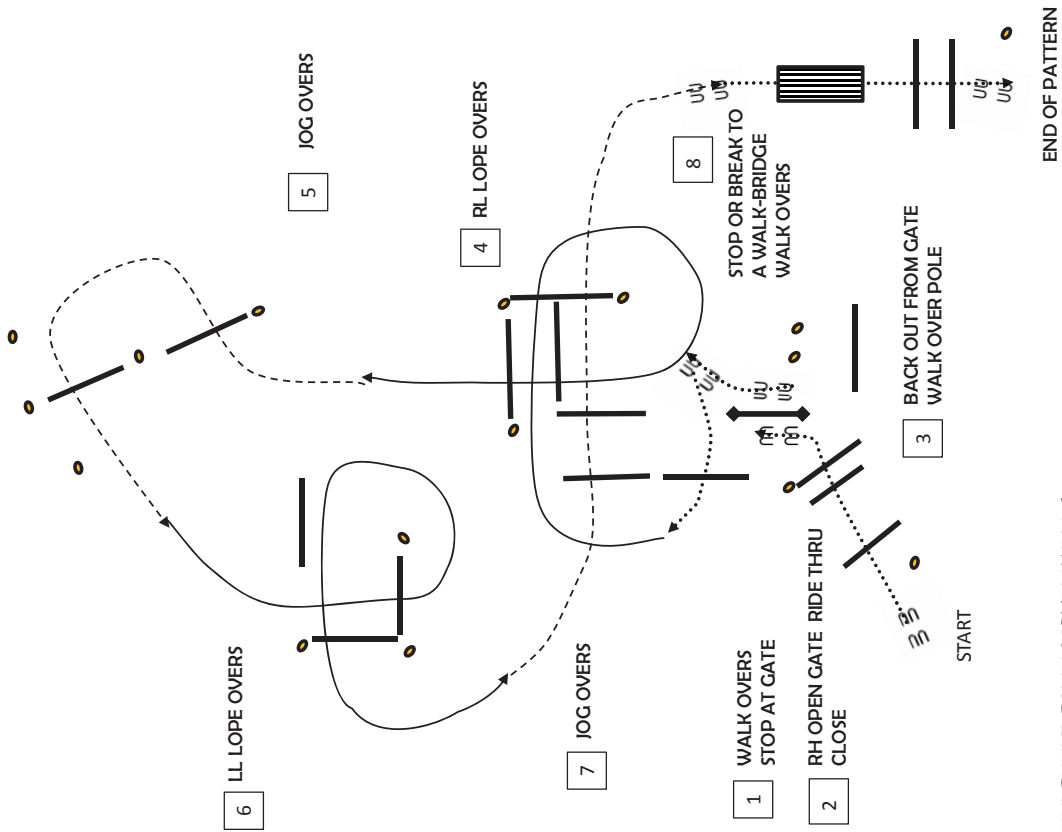
8388 VWB JUGEND
1383 AQHA GREEN TRAIL OPEN
3380 AQHA NOV AMATEUR



ANNDENNISDESIGN COPYRIGHT 2019
ALL RIGHTS RESERVED

Bavarian Spring Classic
Freitag/Friday 26.4.2019

2390 AQHA ROOKIE TRAIL

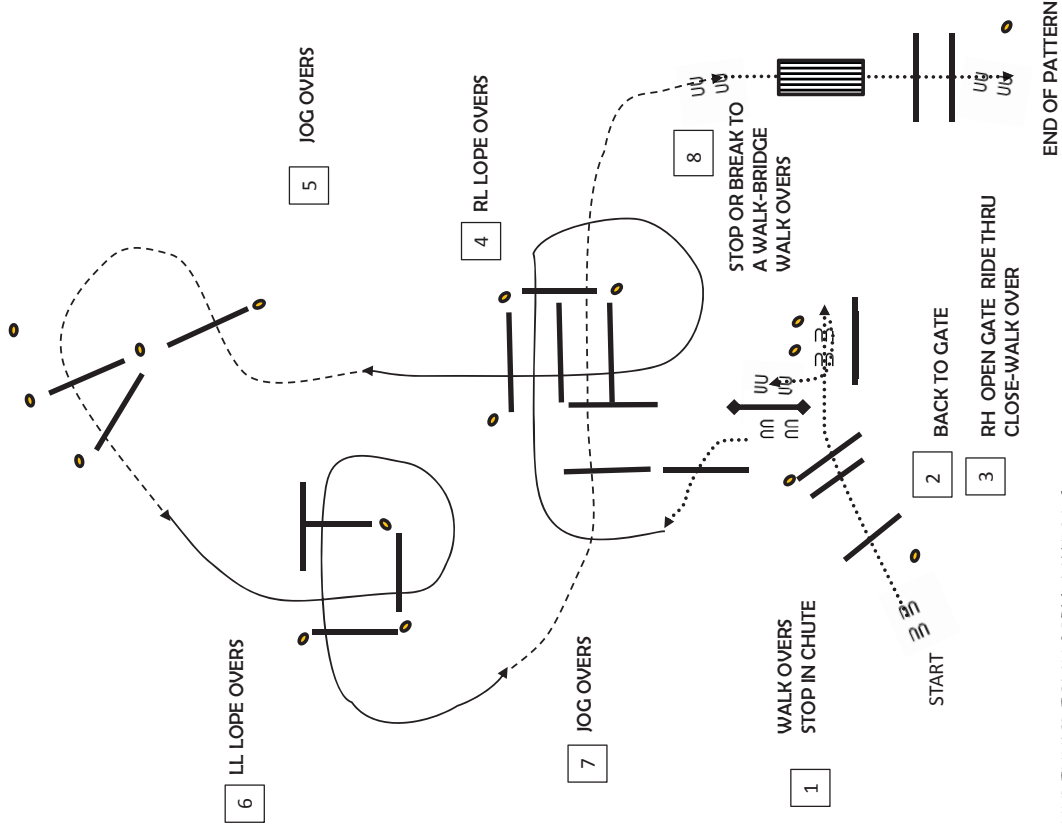


ANNDENNISDESIGN COPYRIGHT 2019
ALL RIGHTS RESERVED

END OF PATTERN

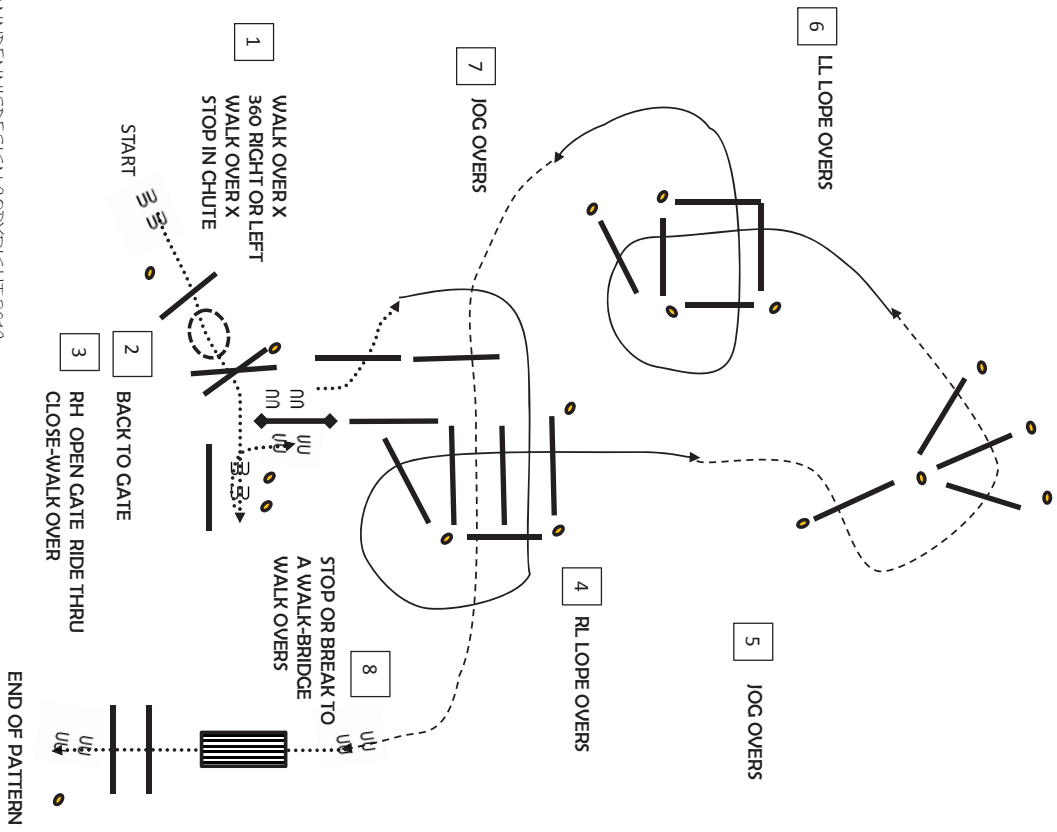
Bavarian Spring Classic
Freitag/Friday 26.4.2019

1381 AQHA JUNIOR TRAIL OPEN

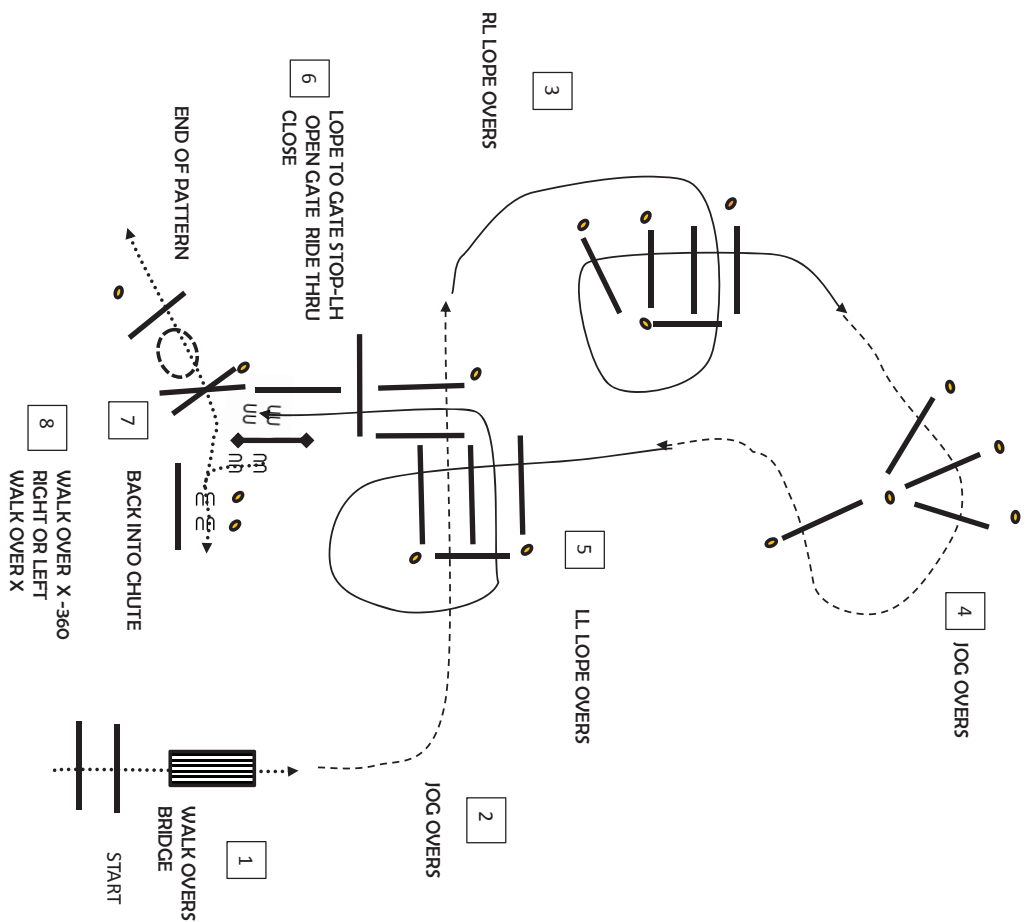


ANNDENNISDESIGN COPYRIGHT 2019
ALL RIGHTS RESERVED

END OF PATTERN



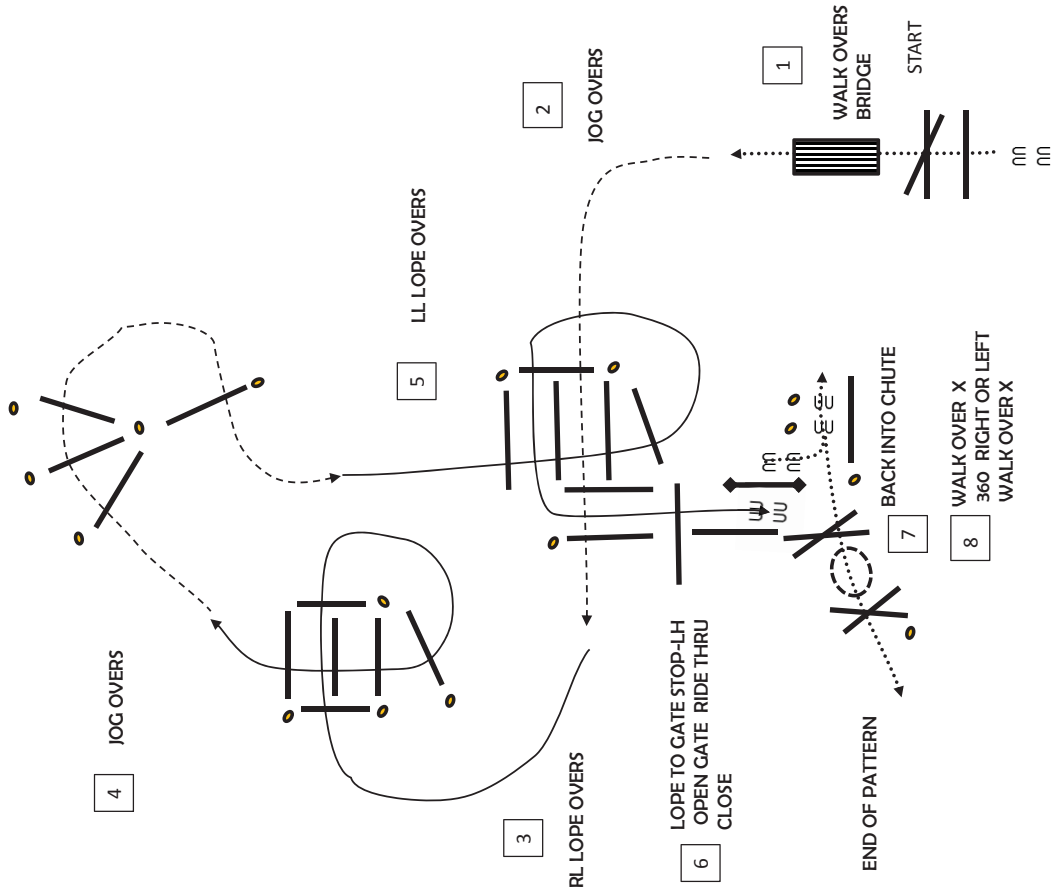
ANNDENNISDESIGN COPYRIGHT 2019
ALL RIGHTS RESERVED



ANNDENNISDESIGN COPYRIGHT 2019
ALL RIGHTS RESERVED

Bavarian Spring Classic
Freitag/Friday 26.4.2019

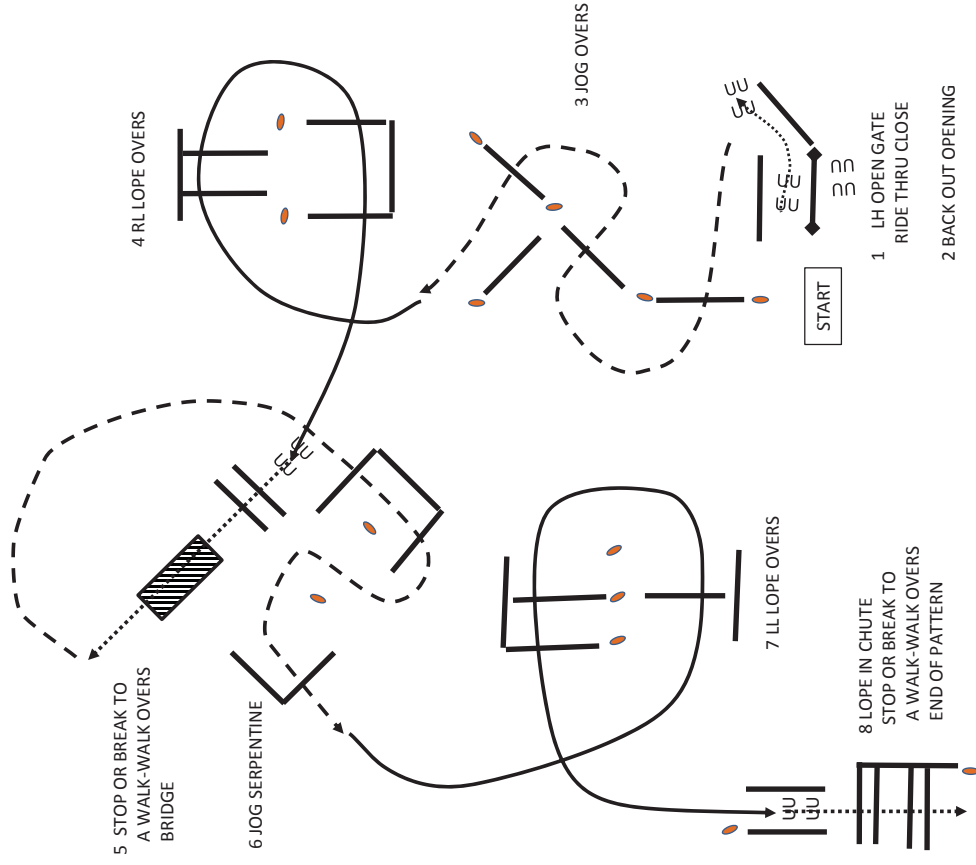
5050 Series Trail Open



ANNENNISDESIGN COPYRIGHT 2019
ALL RIGHTS RESERVED

Bavarian Spring Classic
Saturday/Samstag 27.4.2019

4380 AQHA JUGEND TRAIL

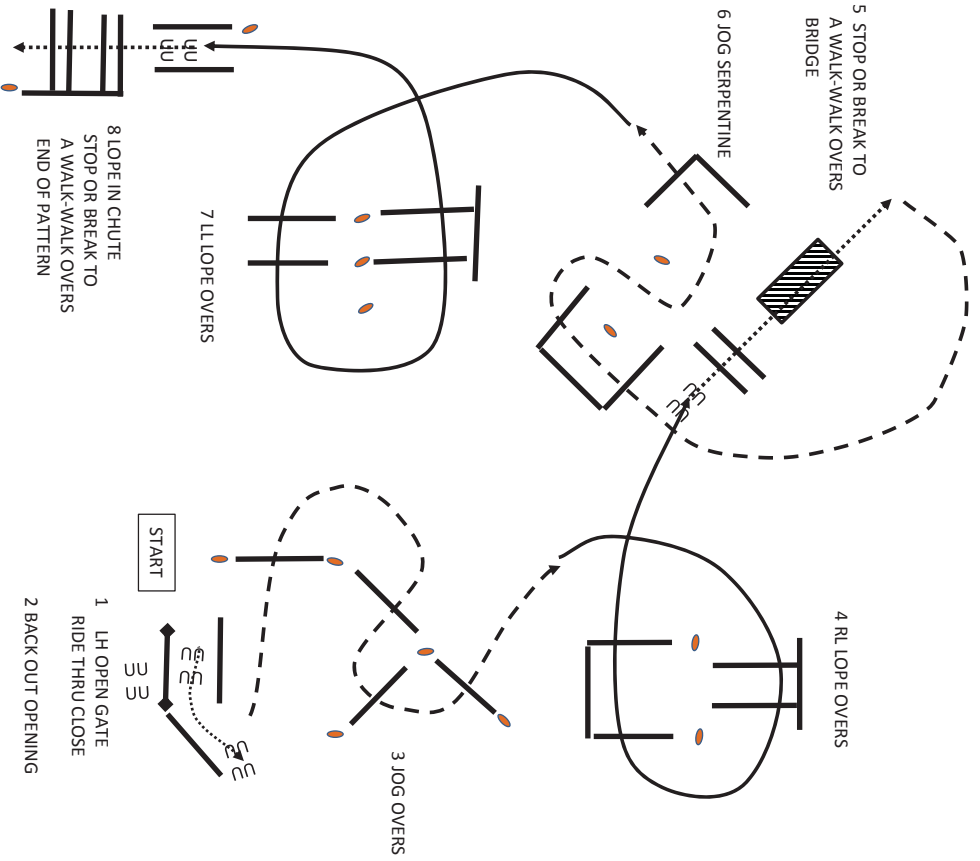


PATTERN ENDS AT CONE

ANNENNISDESIGN COPYRIGHT 2019
ALL RIGHTS RESERVED

Bavarian Spring Classic
Saturday/Samstag 27.4.2019

2380 AQHA AMATEUR TRAIL

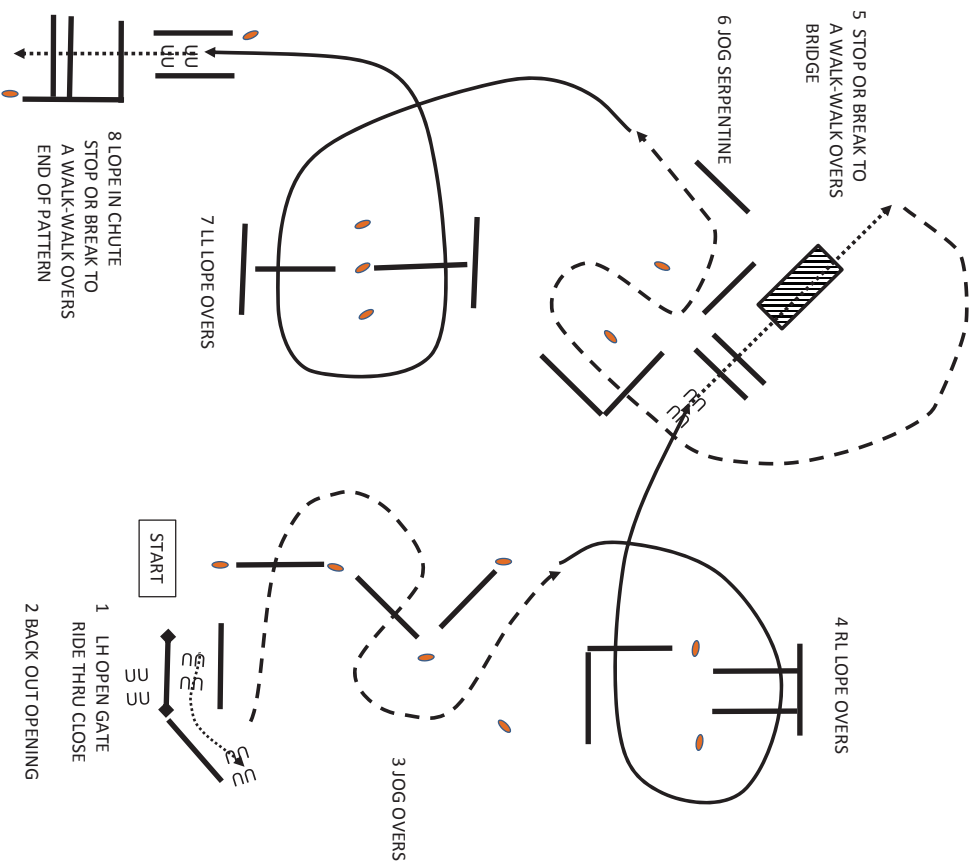


PATTERN ENDS AT CONE

ANNDENNISDESIGN COPYRIGHT 2019
ALL RIGHTS RESERVED

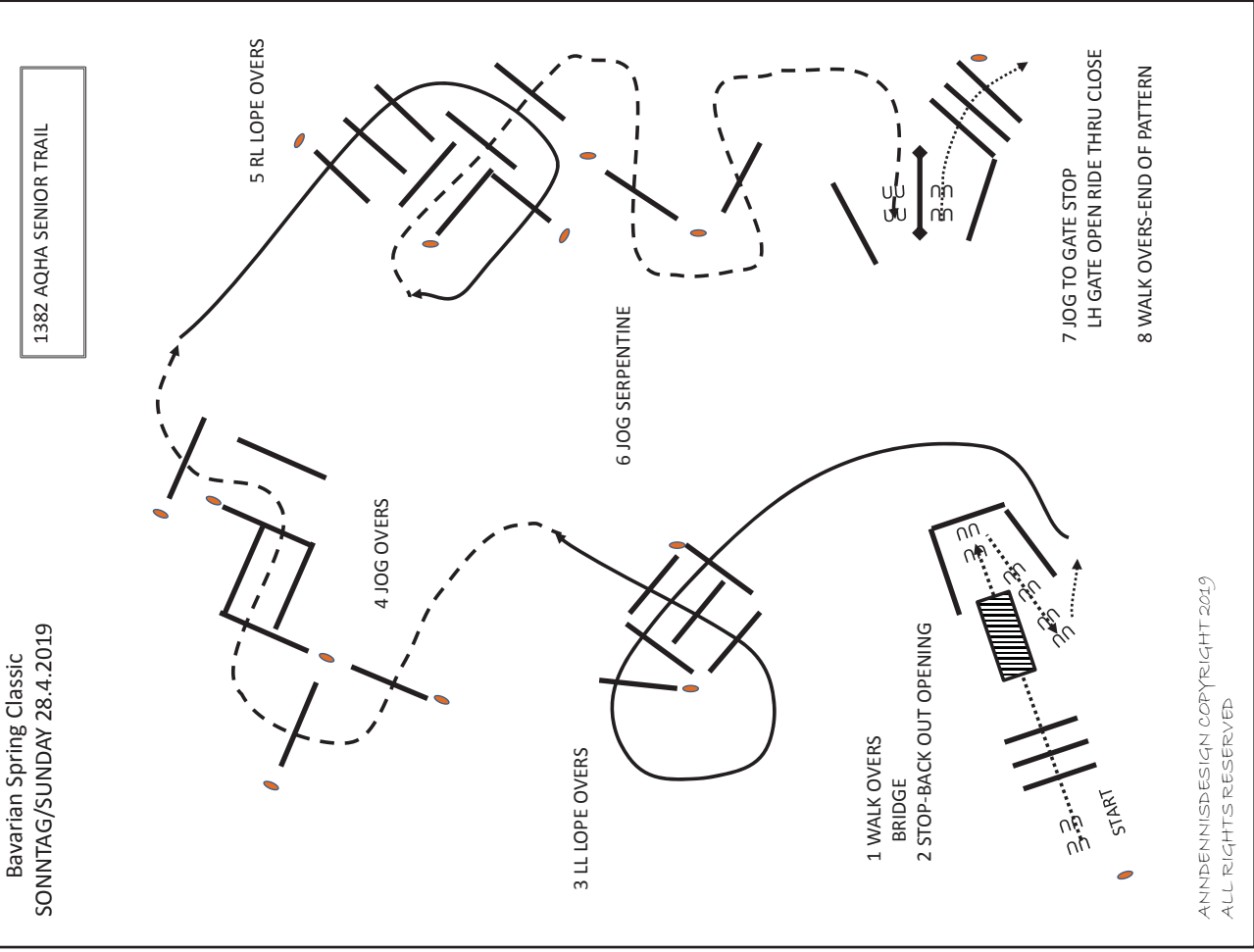
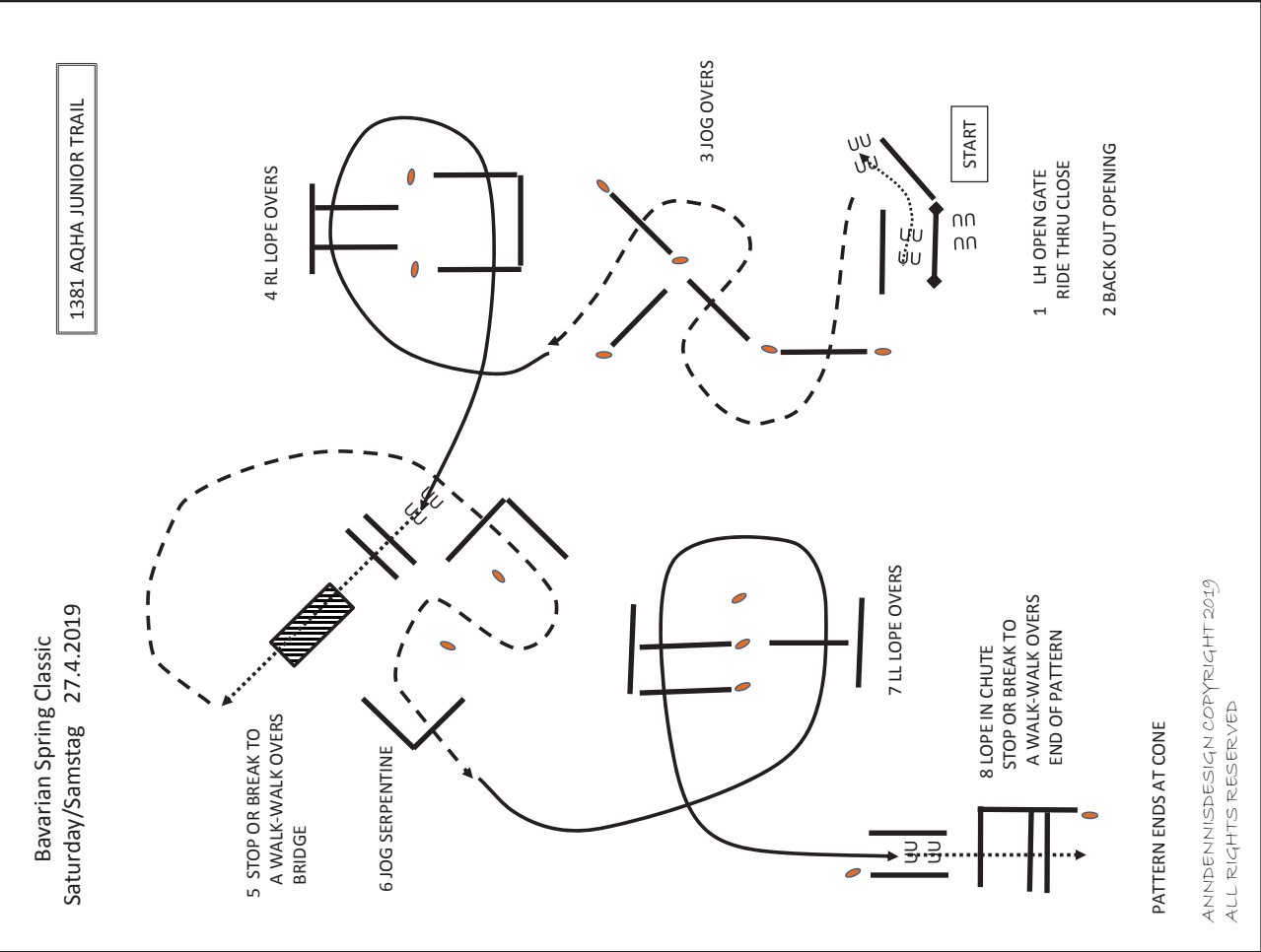
Bavarian Spring Classic
Saturday/Samstag 27.4.2019

2390 AQHA ROOKIE TRAIL



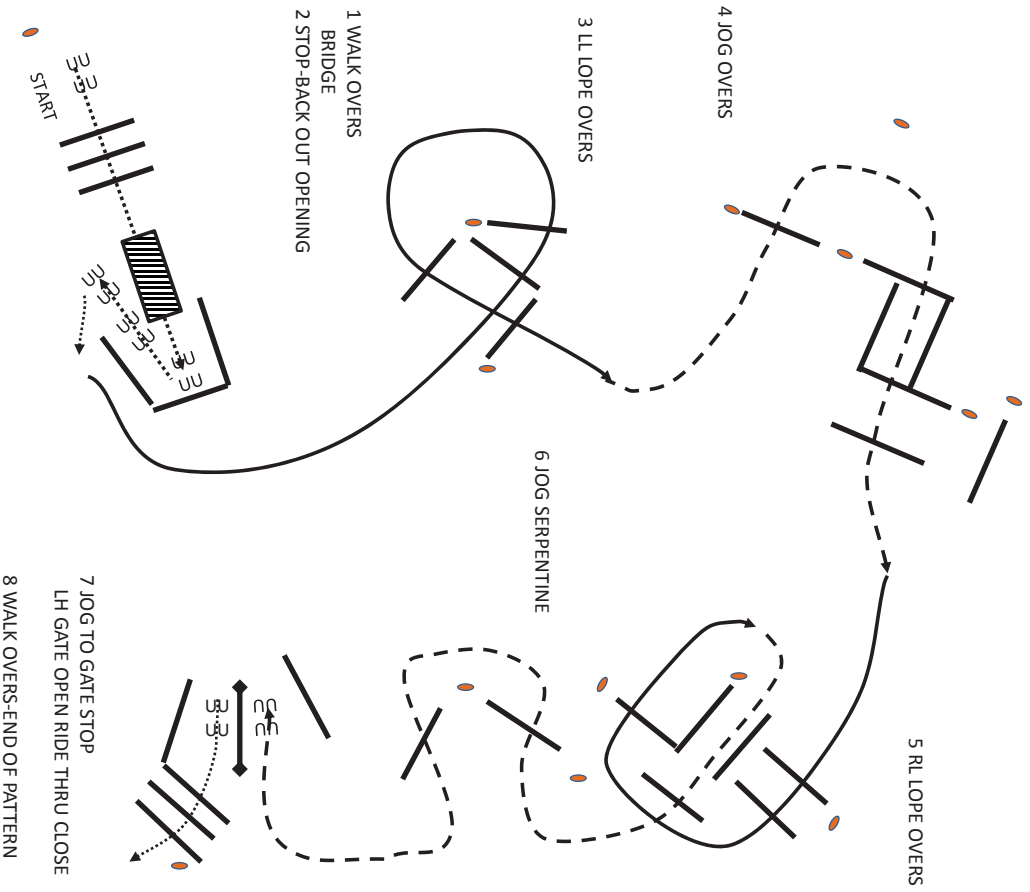
PATTERN ENDS AT CONE

ANNDENNISDESIGN COPYRIGHT 2019
ALL RIGHTS RESERVED



Bavarian Spring Classic
SONNTAG/SUNDAY 28.4.2019

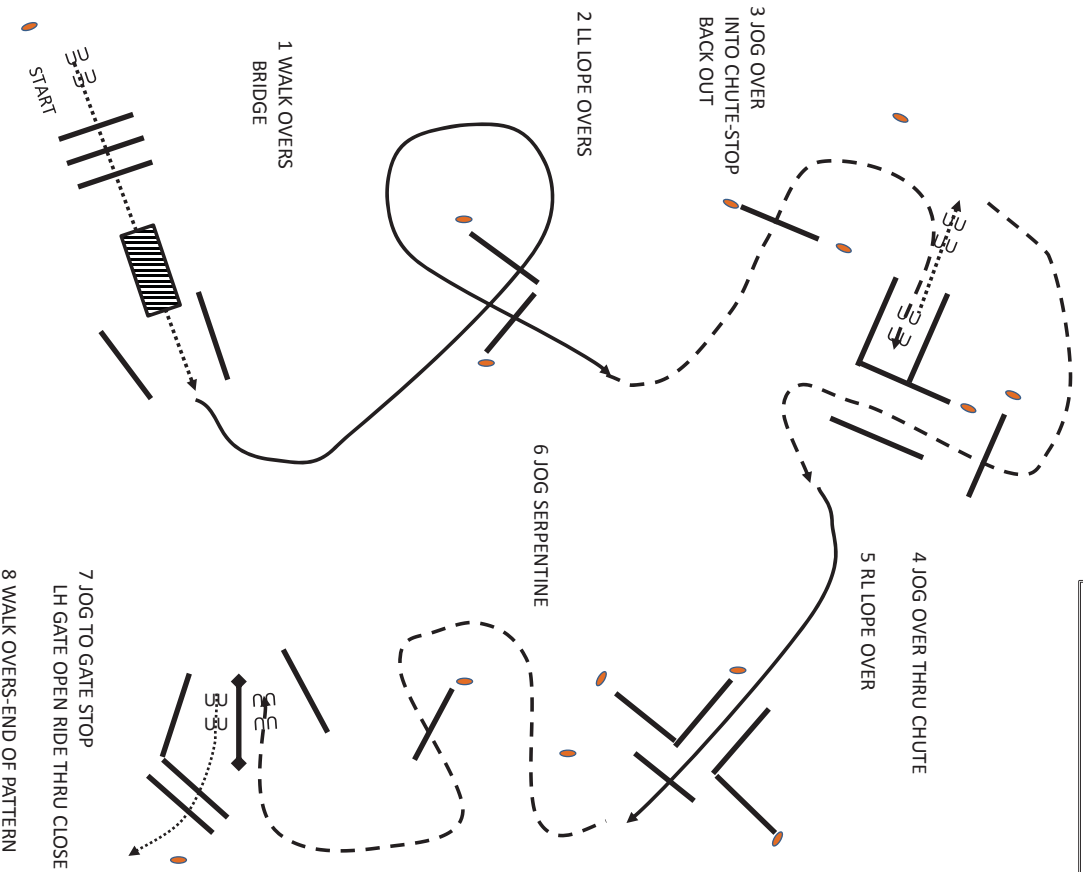
7380 VWB AMATEUR TRAIL



ANNDENNISDESIGN COPYRIGHT 2019
ALL RIGHTS RESERVED

Bavarian Spring Classic
SONNTAG/SUNDAY 28.4.2019

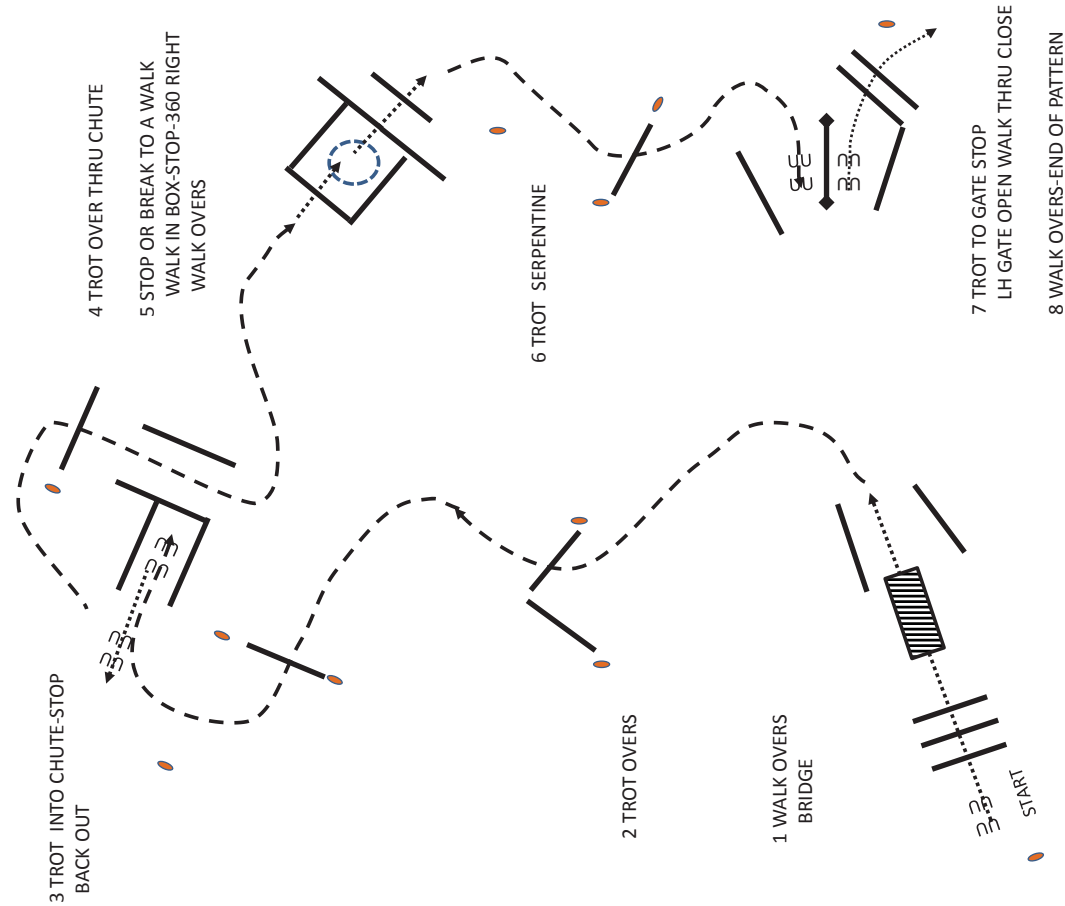
9380 VWB EINSTEIGER



ANNDENNISDESIGN COPYRIGHT 2019
ALL RIGHTS RESERVED

Bavarian Spring Classic
SONNTAG/SUNDAY 28.4.2019

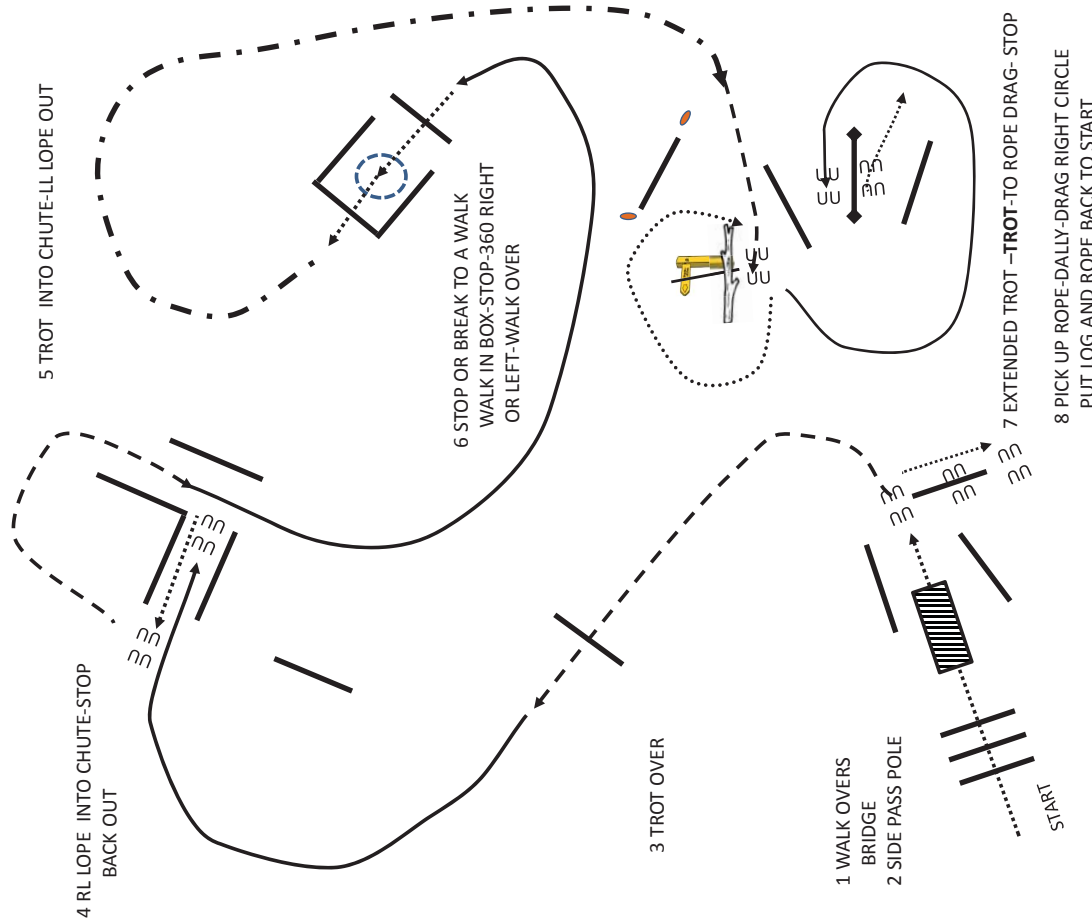
6380 VWB IN HAND TRAIL



ANNDENISDESIGN COPYRIGHT 2019
ALL RIGHTS RESERVED

Bavarian Spring Classic
SONNTAG/SUNDAY 28.4.2019

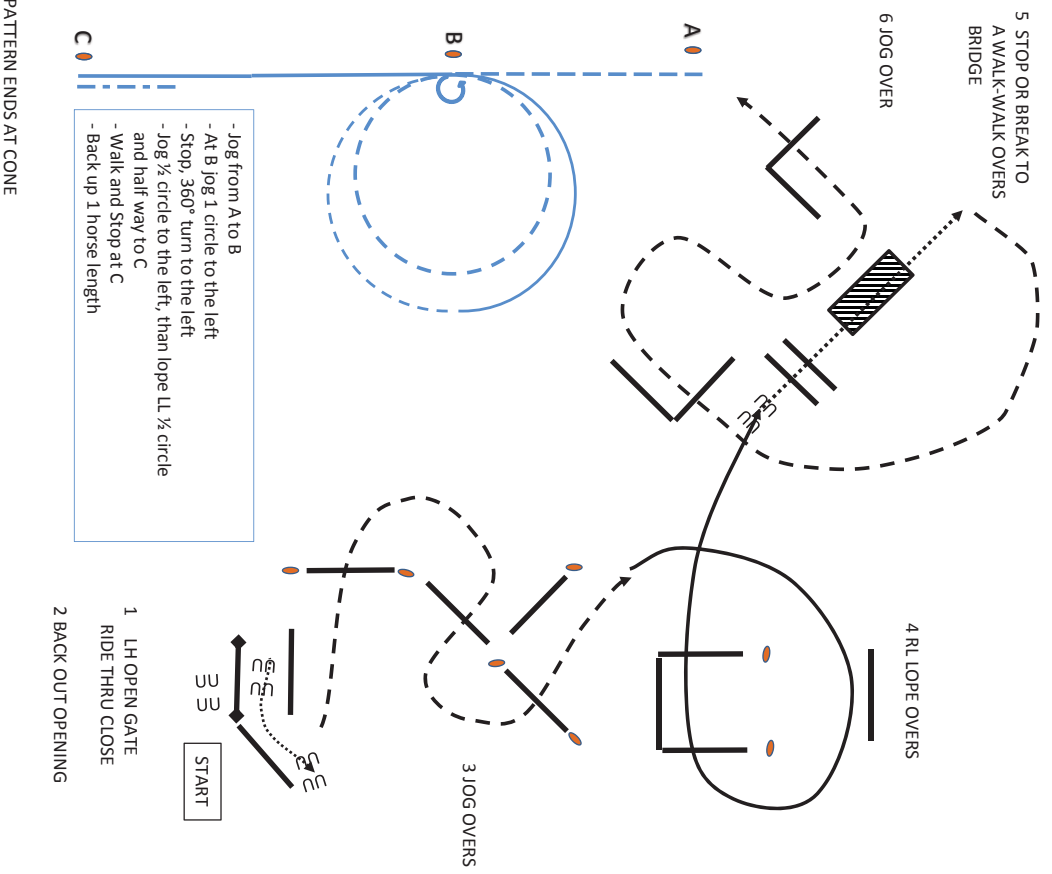
6500 VWB RANCH TRAIL



ANNDENISDESIGN COPYRIGHT 2019
ALL RIGHTS RESERVED

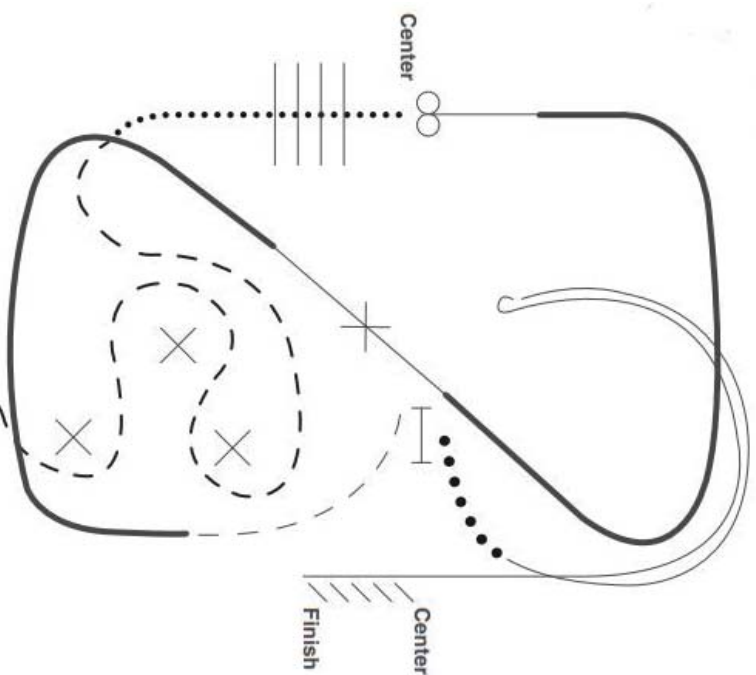
Bavarian Spring Classic
Saturday/Samstag 27.4.2019

5057 VWB RISING STAR

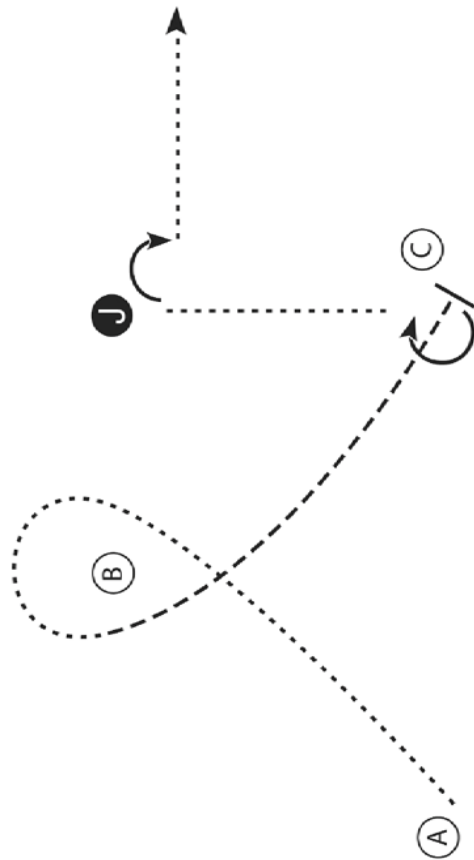


5054 VWB Golden Series Ranch Riding

1. Walk into the arena.
2. Extended trot around bushes as shown
3. Walk
4. Walk over logs and brush, stop
5. 360 each direction, either direction first
6. Lope right lead building to an extended lope around the end of the arena and across the diagonal, collect
7. Change leads on the diagonal
8. Left lead, building to an extended lope around the bottom of the arena
9. Break to a trot, trot to gate
10. Right hand gate
11. Extended walk
12. Lope left lead, stop right roll back
13. Lope right lead around end, past the center, stop and back
14. Exit at the trot



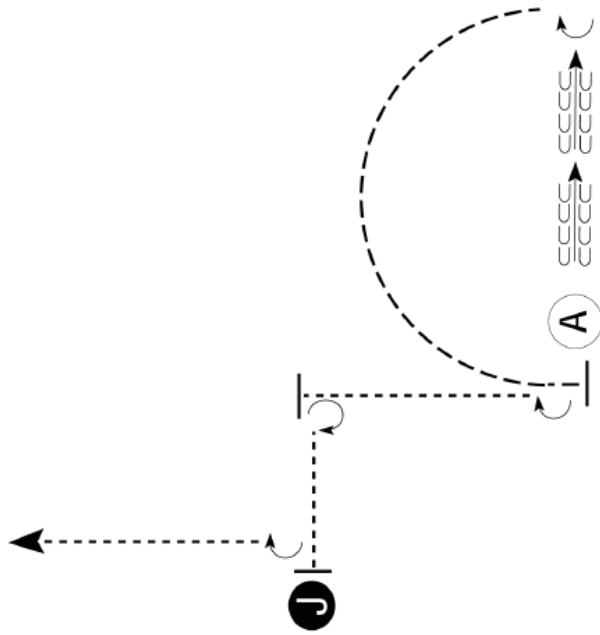
8127 VWB Novice Jugend Showmanship



1. Walk A to and around B.
2. At B trot to C.
3. Stop at C and perform a 225 degree turn.
4. Walk to the judge and set up for inspection
5. When dismissed perform a 90 degree turn and walk straight away from the judge.

NOTE: The drawn description of this pattern is only intended for the general depictions of the pattern. Contestants should utilize the arena space to best exhibit their horses.

VWB 8128 Jugend Showmanship
VWB 9120 Einsteiger Showmanship

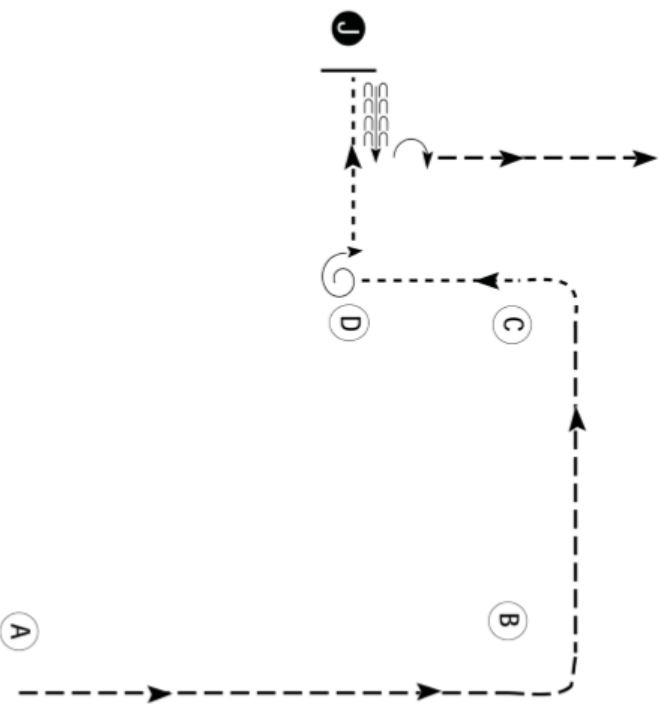


Be ready facing A.

1. When acknowledged, back approximately 2 horse lengths
2. Perform a 90 degree turn.
3. Trot a half circle back to A.
4. Stop and perform a 180 degree turn.
5. Walk until your horse's hip is even with Judge.
6. Stop and perform a 270 degree turn.
7. Walk to judge. Stop and set up for inspection.
8. When dismissed, perform a 90 degree turn.
9. Walk straight away from judge.

NOTE: The drawn description of this pattern is only intended for the general depictions of the pattern. Contestants should utilize the arena space to best exhibit their horses.

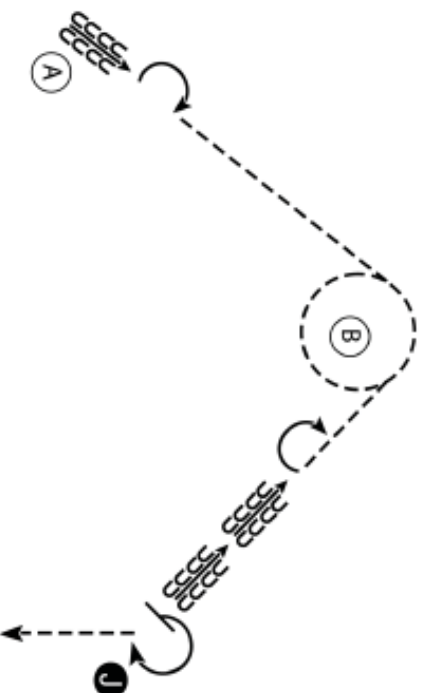
VWB 6120 Offen Showmanship



- Be ready at A.
1. Trot around B and to C.
 2. Break to a walk and walk around C to D.
 3. Turn 450 degrees and walk to Judge.
 4. Stop and set up for inspection.
 5. When dismissed, back approximately one horse length.
 6. Turn 90 degrees and trot away from Judge.

NOTE: The drawn description of this pattern is only intended for the general depictions of the pattern. Contestants should utilize the arena space to best exhibit their horses.

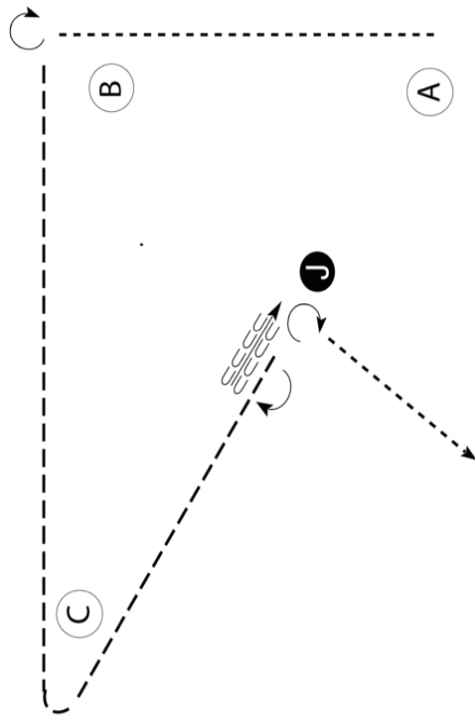
VWB 7120 Amateur Showmanship



1. Begin at A. Back four steps and perform a 180 degree turn.
2. Trot to B.
3. Trot a circle around B.
4. Trot half way to the Judge.
5. Stop and perform a 180 degree turn. Back to the Judge.
6. Stop and set up for inspection.
7. When dismissed perform a 270 degree turn and trot straight away from the Judge.

NOTE: The drawn description of this pattern is only intended for the general depictions of the pattern. Contestants should utilize the arena space to best exhibit their horses.

3120 AQHA 1/2 Novice Amateur Showmanship

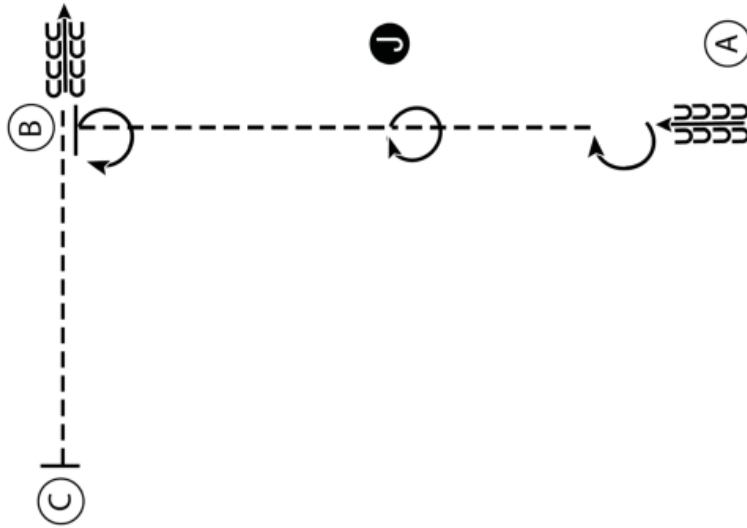


Be ready at A.

1. Walk to and past B.
2. Turn 270 degrees.
3. Trot to and around C.
4. When 2 horse length from the judge, stop.
5. Turn 180 degrees.
6. Back to the judge and set up for inspection.
7. When dismissed, turn 270 degrees and exit at a walk.

NOTE: The drawn description of this pattern is only intended for the general depictions of the pattern. Contestants should utilize the arena space to best exhibit their horses.

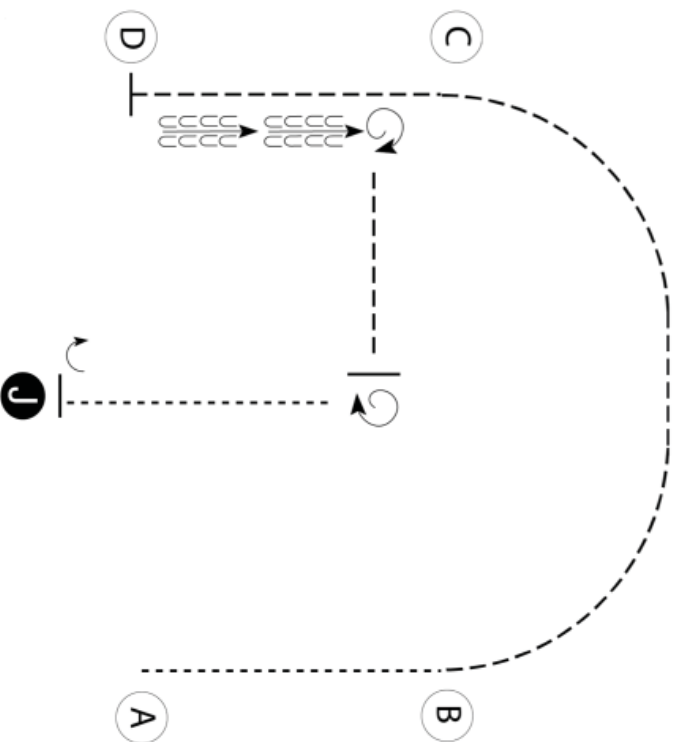
4120 AQHA 1/2 Youth Showmanship
2120 AQHA 1/2 Amateur Showmanship



1. Begin facing away from the Judge. Back four steps.
2. Perform a 180 degree turn.
3. Trot to the Judge. Perform a 360 degree turn, stop and set up for inspection.
4. When dismissed trot to B.
5. Perform a 270 degree turn.
6. Back four steps and trot to C.
7. Stop and wait for instructions from the ring steward.

NOTE: The drawn description of this pattern is only intended for the general depictions of the pattern. Contestants should utilize the arena space to best exhibit their horses.

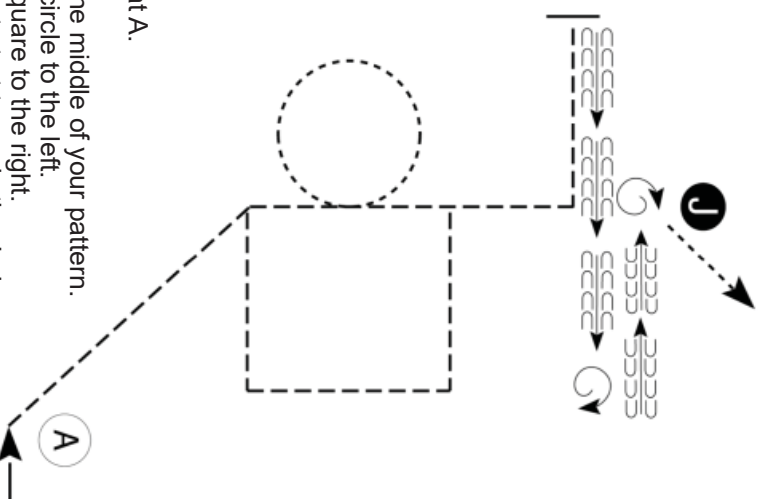
AQHA 3/4 3120 Novice Amateur Showmanship



- Be ready at A.
1. Walk from A to B then trot in an arc from B to C. Continue the trot from C to D.
 2. Stop and back eight to ten feet (2.5 - 3 meter).
 3. Perform a 270 degree turn, then trot, and stop.
 4. Perform a 450 degree turn and walk to Judge and stop.
 5. Set up for inspection.
 6. When dismissed, perform a 90 degree turn and trot to exit.
 7. Pattern is complete.

NOTE: The drawn description of this pattern is only intended for the general depictions of the pattern. Contestants should utilize the arena space to best exhibit their horses.

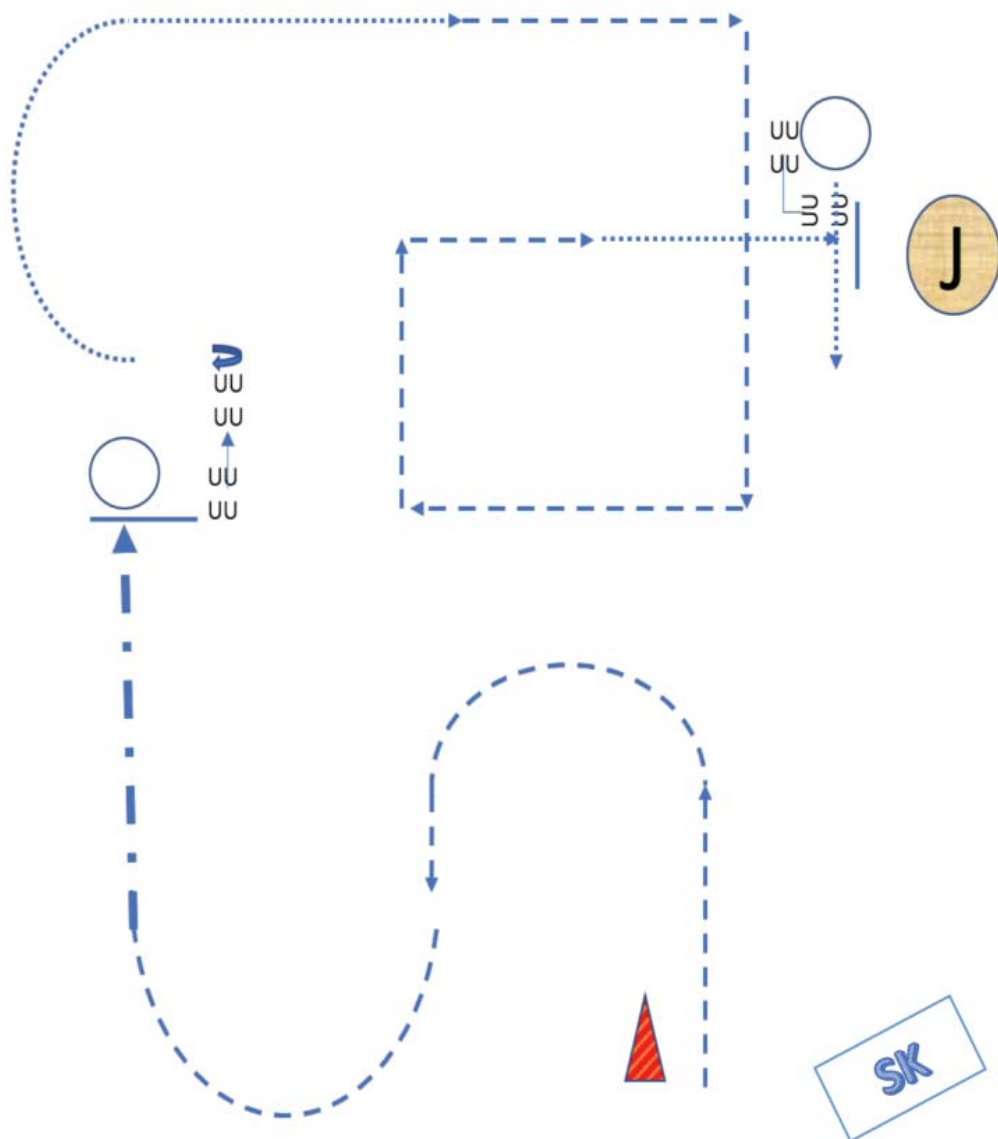
AQHA 3/4 4120 Youth Showmanship AQHA 3/4 2120 Amateur Showmanship



- Be ready at A.
1. Trot to the middle of your pattern.
 2. Walk a circle to the left.
 3. Trot a square to the right.
 4. Continue to trot towards the Judge.
 5. Make a corner as you approach the Judge and trot at least two horse lengths past the Judge.
 6. Back past the Judge.
 7. Perform a 1 1/2 turn.
 8. Back to the Judge.
 9. Perform a 1 3/4 turn and set up for inspection
 10. When dismissed, exit at a walk.

NOTE: The drawn description of this pattern is only intended for the general depictions of the pattern. Contestants should utilize the arena space to best exhibit their horses.

5052 Bavarian Golden Series Showmanship



Be ready at marker, when acknowledged

- | | |
|--|--|
| <ol style="list-style-type: none"> 1. Jog a serpentine 2. Show extended trot 3. Stop and perform 1 1/2 turns 4. Back up one horse length 5. Perform a 270° turn 6. Walk as shown 7. Trot square corners 8. Halfway to the judge walk | <ol style="list-style-type: none"> 9. Set up 10. Inspection 11. After being dismissed back up as shown 12. Perform a 360° turn 13. Walk past the judge for inspection 14. Pattern completed 15. Exit at the walk or jog |
|--|--|

Die VWB - Bayerns größter Westernreitverein

Die Vereinigung der Westernreiter in Bayern e.V. wurde am 20.06.1982 gegründet. Heute - 37 Jahre später - ist mit über 1400 Mitgliedern aus der anfänglich kleinen Interessengemeinschaft der größte bayerische rasseoffene Westernreitverein geworden.

Es gibt viele Gründe bei uns Mitglied zu werden:

Günstige Kurse

Die VWB veranstaltet jährlich eine große Anzahl von Kursen, die von Profitrainern aus dem In- und Ausland abgehalten werden. Das Angebot umfasst sowohl Einsteiger- als auch Fortgeschrittenen-Kurse. Neben den allgemeinen Grundlagenkursen werden auch Spezialkurse für verschiedene Turnierdisziplinen angeboten.

Turniere jeder Größenordnung

Die VWB veranstaltet jährlich drei große Turniere, die mit teilweise 300-400 Pferden europaweit zu den bestbesuchten Westernturnieren zählen. Neben den großen Turnieren unterstützen wir Mitglieder, die kleinere Turniere organisieren, so dass den VWB-Mitgliedern eine breite Palette von jährlich 10-15 Turnieren zur Verfügung steht, an denen sie teilnehmen können.

Rasseoffen

In VWB-Klassen und auf VWB-Veranstaltungen kann jedes Pferd starten, wir sind offen für alle Rassen und auch für Pferde ohne Abstammungsnachweis.

Jugendarbeit

Kostengünstige Kurse und das sog. JuTu bilden die Grundlage unseres Jugendprogramms. Das JuTu ist unser Jugendturnier bei dem nur jugendliche Turnierneulinge starten dürfen. Auf den großen Turnieren werden die Jugendklassen in Einsteiger (Novice Jugend) und fortgeschrittene Jugendklassen unterteilt, so dass jeder Jugendliche entsprechend seinem Leistungsniveau reiten kann. Darüber hinaus bezuschusst die VWB die Turnierboxen der Jugendlichen mit je 50 Euro pro Kat I -Turnier.

Quarter Horse Journal inklusive

Unsere Vollmitglieder erhalten monatlich neueste Informationen über das Westernreiten durch unsere Mitgliederzeitschrift ‚Quarter Horse Journal‘. Das QH-Journal beschäftigt sich neben der aktuellen Sportberichterstattung mit allen Themen rund ums Western- und Freizeitreiten, Zucht, Haltung und Lifestyle.


www.westernreiten-online.de

Darüber hinaus bietet die VWB auf ihrer Internetseite (www.westernreiten-online.de) aktuelle Informationen über Turniere, Kurse und andere News.

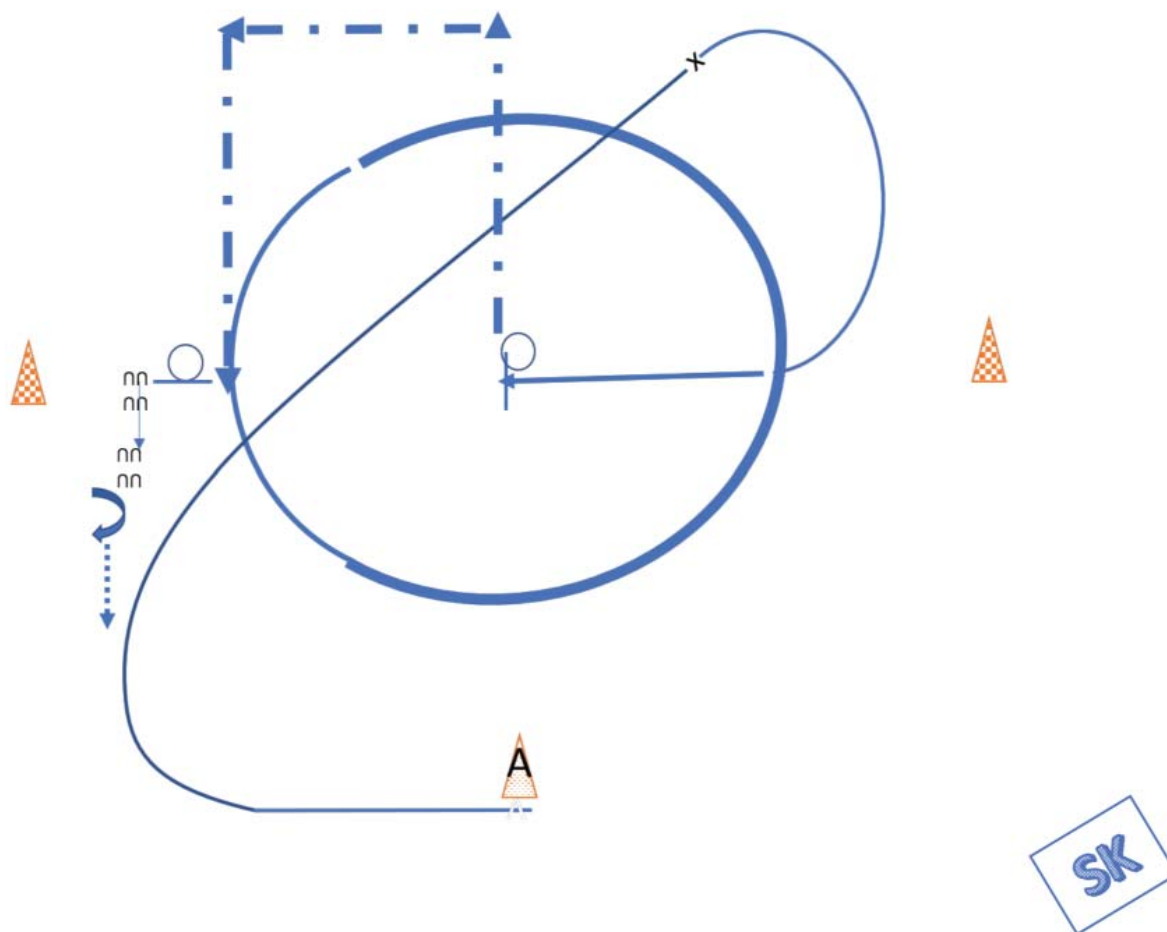
Weitere Infos und Anträge gibt's bei der VWB-Geschäftsstelle

Sonja Hahn, Reitler Weg 2, 84326 Taufkirchen

Tel: 08727-910340, Fax: 08727-910341, e-mail: office@westernreiten-online.de

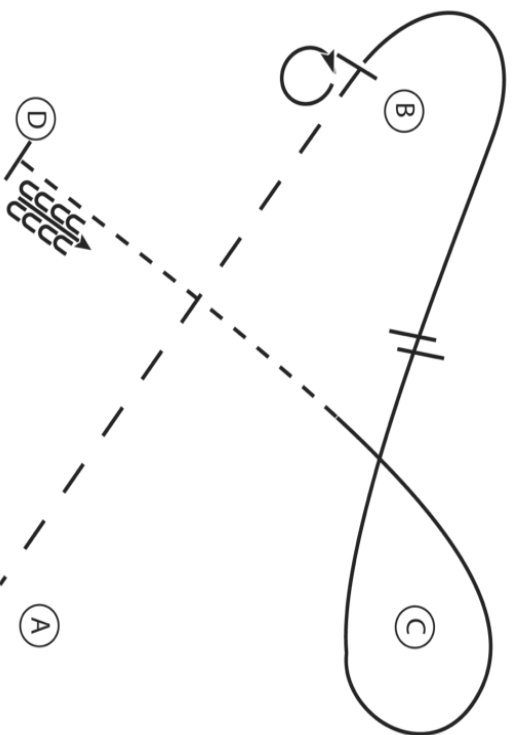


5053 Bavarian Golden Series Horsemanship



1. Be ready at A, lope right lead
2. Change leads (flying or simple)
3. Left lead
4. Stop at the center
5. 1 1/4 turn on the haunches to the right
6. Show extended trot with square corners
7. Lope left lead and start a circle, extend your lope then collect the lope again at the end
8. Stop, 1 1/2 turns to the left
9. Back up at least one horse length
10. Turn 180° on the haunches to the right
11. Walk 3 horse lengths
12. Pattern completed
13. Exit the arena at a walk or jog

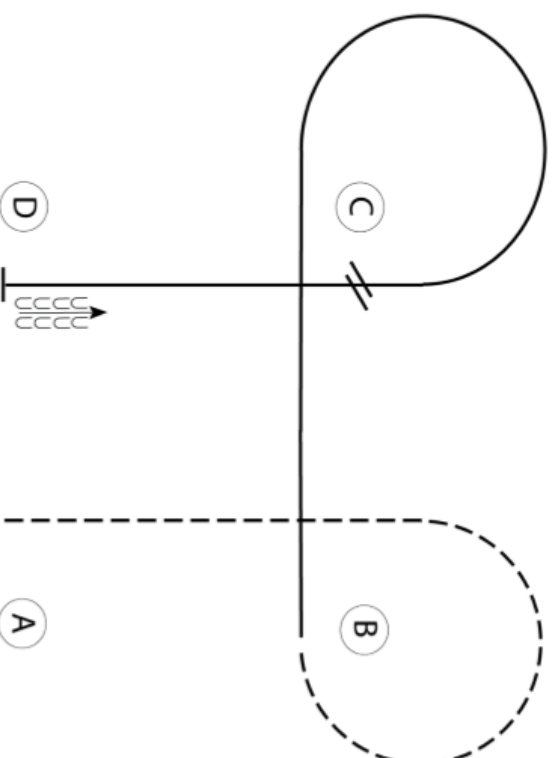
WVB 8408 Jugend Horsemanship
9400 VWB Einsteiger Horsemanship



1. Extend the jog A to B.
2. Stop at B and perform a 360 degree turn to the right.
3. Lope on the right lead around B.
4. Half way between B and C change leads and continue to and around C.
5. Jog halfway between C and D.
6. At D stop and back.

NOTE: The drawn description of this pattern is only intended for the general depictions of the pattern. Contestants should utilize the arena space to best exhibit their horses.

WVB 8407 Novice Jugend Horsemanship



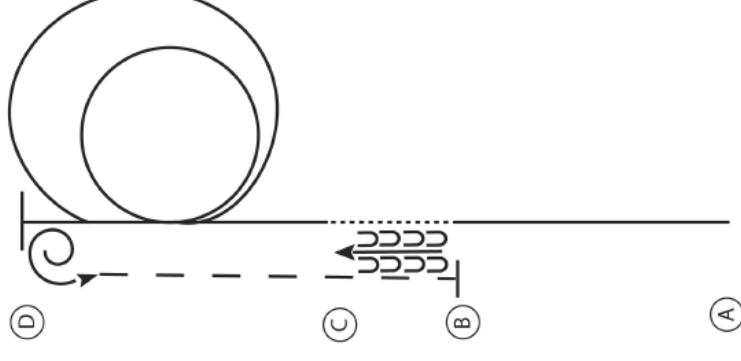
- Be ready at A.
1. Jog A to B.
 2. Jog a circle around B.
 3. At B, lope on the right lead to C.
 4. Lope a circle around C.
 5. At C, perform a simple lead change and continue to D.
 6. At D, stop and back one horse length.

NOTE: The drawn description of this pattern is only intended for the general depictions of the pattern. Contestants should utilize the arena space to best exhibit their horses.

Impressum

- Veranstalter:** VWB e.V. - Vereinigung der Westernreiter in Bayern e.V.,
Geschäftsstelle: Sonja Hahn, Reiter Weg 2, 84326 Taufkirchen,
Tel. 08727-910340, Fax: 08727-910341,
E-Mail: office@westernreiten-online.de,
Internet: www.westernreiten-online.de
Showmanager: Rainer Maierhofer, 1. Vorsitzender VWB e.V.
Office Manager: Renate Gruber, Turnierwart VWB e.V.,
Tel. 08741-949646, Pfaffenöderstr. 23, 84137 Vilsbiburg,
E-Mail: RenateGruber@online.de
Richter: Sylvia Jäckle (D), Sylvia Katschker (A),
Ricky Bordignon (I), Rick Lemay (E),
Laura Faris (D)
Ringsteward: Brigitte Pieck, Lucy Doležánová, Simona Doležánová
Sprecher: Boris Kook, Andreas Mach
Showteam: Sara Dippold, Manuel Gruber, Vera Köster,
Albert Maierhofer, Christoph Maierhofer,
Andreas Schmid, Lampert Schnabl, Katharina Stadler.
Presse: Corrie Fuhr
Fotos: Luxcompany GmbH, Brettener Str. 68, 75031 Eppingen
Tel.: 0170 185 71 99, Internet: www.luxcompany.de
eMail: mail@luxcompany.de
Videos: MP Video, Grünberger Straße 23, 45699 Herten
Tel.: 02366/934714, Mobile: 0176 31 23 69 44
eMail: mp-video@gmx.de
Hufschmied: Christian Milbli, auf der Anlage, Tel. 0179-5109674

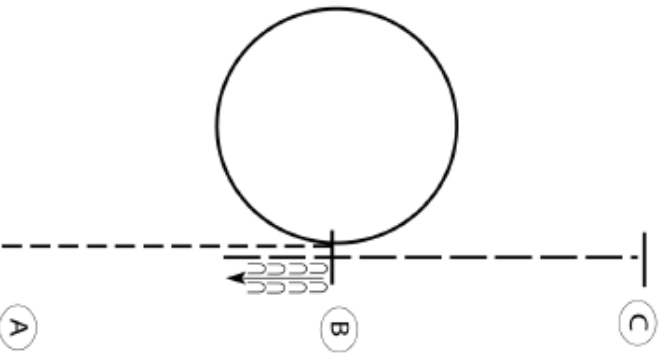
VWB 7400 Amateur Horsemanship



1. Lope A to B on the left lead.
2. Walk B to C.
3. At C lope on the right lead towards D.
4. Before D lope a large fast circle to the right followed by a small slow circle to the right and continue to D.
5. At D stop and perform a 540 degree turn to the left.
6. Extend the jog to B.
7. At B stop and back to C.

NOTE: The drawn description of this pattern is only intended for the general depictions of the pattern.
Contestants should utilize the arena space to best exhibit their horses.

AQHA 1/2 5400 Rookie Horsemanship

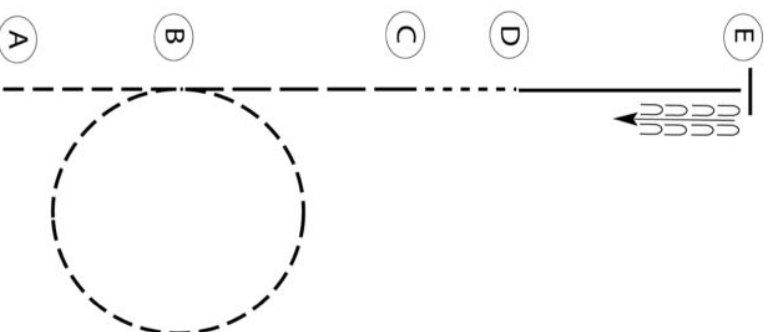


Be ready at A.

1. Jog from A to B.
2. Lope a circle to the left on the left lead.
3. Stop at B.
4. Back one horse length at B.
5. Extend the jog to C.
6. Stop at C.

NOTE: The drawn description of this pattern is only intended for the general depictions of the pattern. Contestants should utilize the arena space to best exhibit their horses.

AQHA 1/2 3400 Novice Amateur Horsemanship

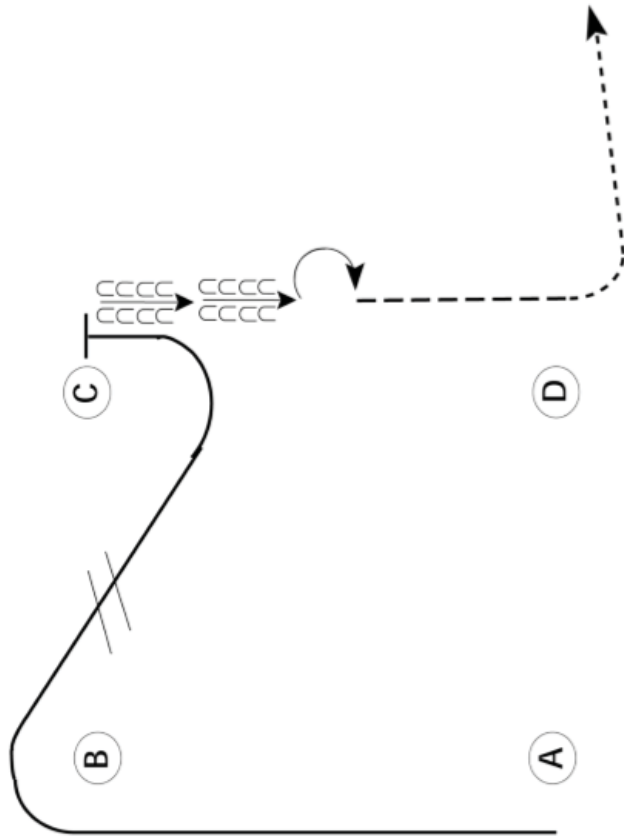


Be ready at A WITHOUT STIRRUPS

1. Jog from A to B.
2. Jog a circle to the right at B.
3. Extend the jog to C.
4. Walk from C to D and pick up your stirrups while walking.
5. Lope on the right lead to E.
6. Stop at E and back one horse length.

NOTE: The drawn description of this pattern is only intended for the general depictions of the pattern. Contestants should utilize the arena space to best exhibit their horses.

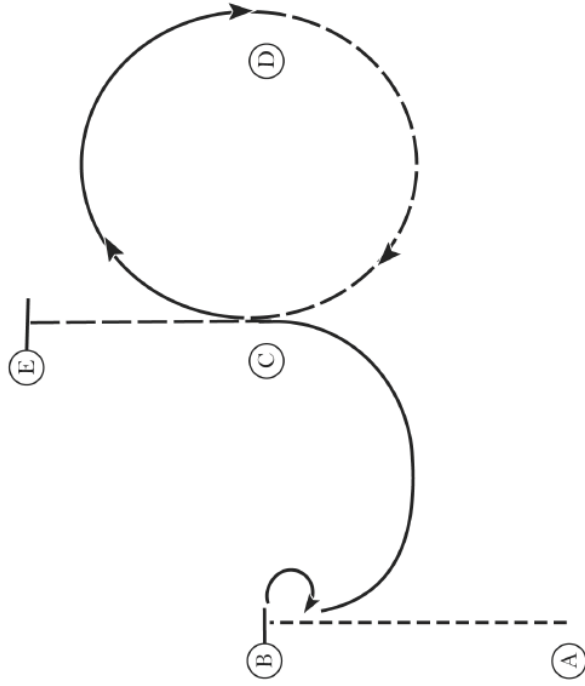
AQHA 1/2 4400 Youth Horsemanship
 AQHA 1/2 2400 Amateur Horsemanship



- Be ready at A.
1. Lope on the right lead to and around B.
 2. Perform a flying lead change halfway between B and C.
 3. Lope on the left lead to C.
 4. Stop at C.
 5. Back approximately one horse length.
 6. Turn 180 degrees to the right.
 7. Jog to D.
 8. Walk at D and turn to the left.

NOTE: The drawn description of this pattern is only intended for the general depictions of the pattern. Contestants should utilize the arena space to best exhibit their horses.

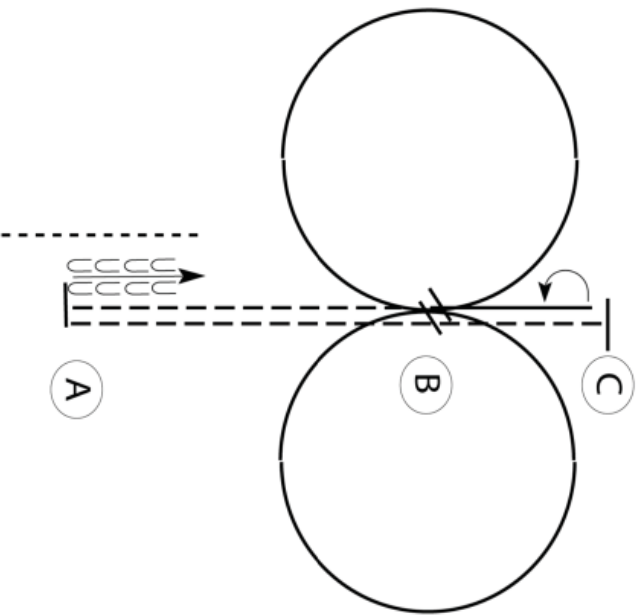
AQHA 3/4 5400 Rookie Horsemanship



1. Jog A to B.
2. At B stop and perform a 180 degree turn to the right.
3. Lope on the right lead in a half circle to C.
4. At C maintain the right lead in a half circle to D.
5. At D extend the jog in a half circle to C and continue to E.
6. At E stop.

NOTE: The drawn description of this pattern is only intended for the general depictions of the pattern. Contestants should utilize the arena space to best exhibit their horses.

AQHA 3/4 3400 Novice Amateur Horsemanship

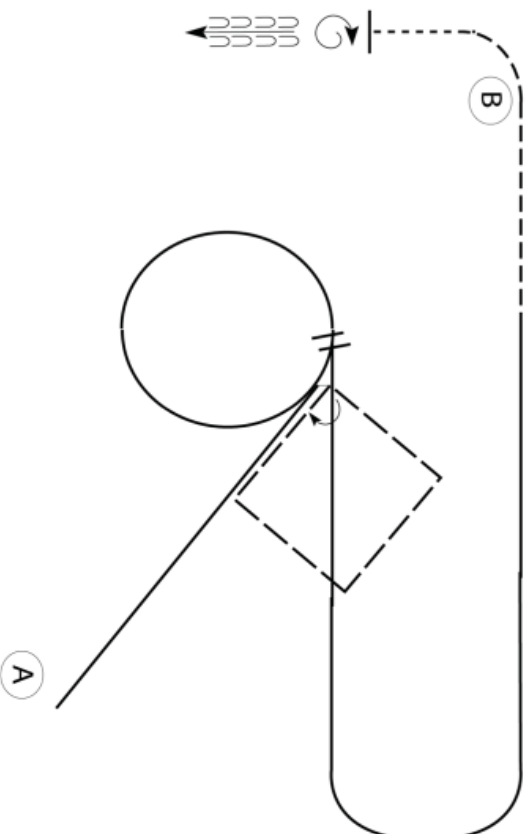


Be ready at A.

1. Jog from A to C.
2. Stop at C and perform a 180 degree turn to the left.
3. Lope on the left lead to B.
4. Lope a circle to the left.
5. Perform a simple lead change at B.
6. Lope a circle to the right.
7. Jog from B to A.
8. Stop at A and back approximately one horse length.
9. Walk to A and exit at a walk.

NOTE: The drawn description of this pattern is only intended for the general depictions of the pattern. Contestants should utilize the arena space to best exhibit their horses.

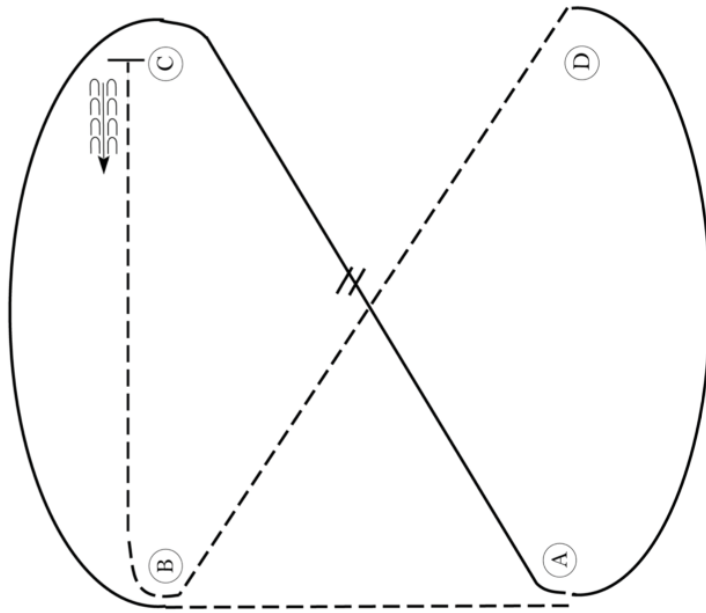
AQHA 3/4 4400 Youth Horsemanship 2400 AQHA 3/4 Amateur Horsemanship



1. Lope right lead, counter-lope the corner to the middle.
2. Lope a large circle with speed.
3. Lope a smaller, cadenced circle, change leads.
4. Lope 1/4 of circle before transitioning to a jog to finish circle.
5. Extended trot larger circle and corner.
6. Transition to a walk without losing forward motion.
7. Stop. 360° both ways (either way first). Back.
8. Exit at a walk or jog.

NOTE: The drawn description of this pattern is only intended for the general depictions of the pattern. Contestants should utilize the arena space to best exhibit their horses.

AQHA 1/2 4520 Youth Hunt Seat Equitation
 AQHA 1/2 3520 Novice Amateur Hunt Seat Equitation

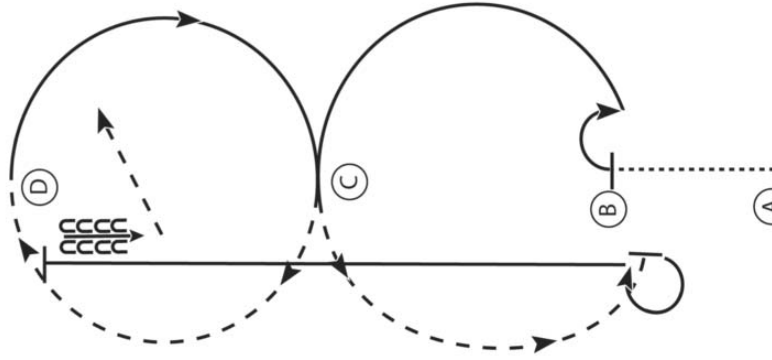


Be ready at A.

1. Trot on the left diagonal to B.
2. Canter on the right lead to and around C and half way to A.
3. Change leads between C and A.
4. Canter around A and to D.
5. Trot on the right diagonal from D to B.
6. Trot in a two-point position to C.
7. Stop at C and back approximately one horse length.

NOTE: The drawn description of this pattern is only intended for the general depictions of the pattern. Contestants should utilize the arena space to best exhibit their horses.

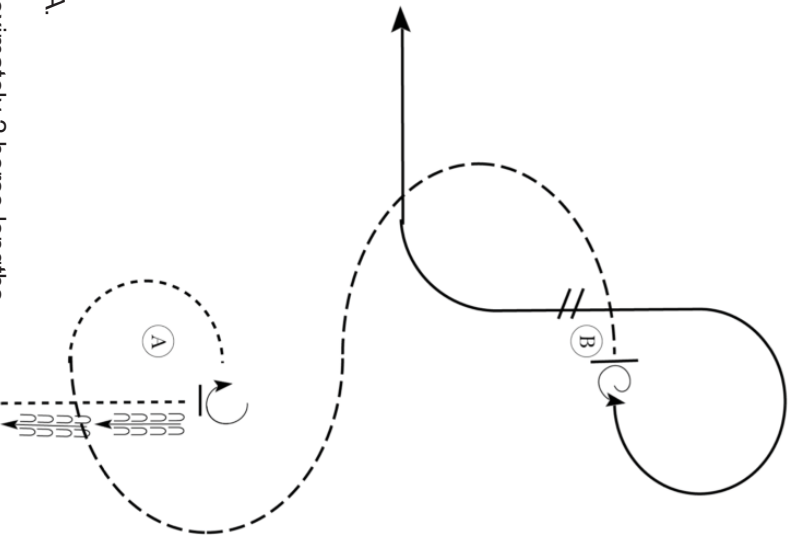
AA 1/2 2520 Amateur Hunt Seat Equitation



1. Walk A to B.
2. At B stop and perform a 90 degree turn to the right.
3. Canter on the left lead in a half circle to C.
4. At C posting trot in a half circle to D on the left diagonal.
5. At D counter canter on the left lead in a half circle to C.
6. At C posting trot a half circle to before B on the right diagonal.
7. Before B stop and perform a 270 degree turn to the right.
8. Hand gallop to D.
9. At D stop and back 4 steps.
10. Sitting trot to exit.

NOTE: The drawn description of this pattern is only intended for the general depictions of the pattern. Contestants should utilize the arena space to best exhibit their horses.

AQHA 3/4 2520 Amateur Hunt Seat Equitation

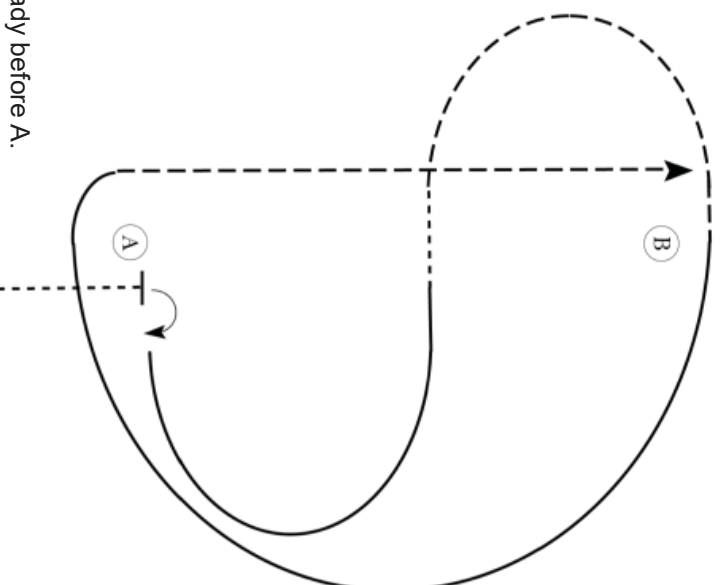


Be ready at A.

1. Back approximately 2 horse lengths.
2. Walk to and slightly past A.
3. Perform a 3/4 turn on the forehand right.
4. Walk around A.
5. Posting trot a serpentine to B as shown.
6. Halt at B. Perform a full turn on the forehand left.
7. Canter on the left lead in a circle to B.
8. change leads at B and canter on the right lead to exit as shown.

NOTE: The drawn description of this pattern is only intended for the general depictions of the pattern. Contestants should utilize the arena space to best exhibit their horses.

AQHA 3/4 4520 Youth Hunt Seat Equitation AQHA 3/4 3520 Novice Amateur Hunt Seat Equitation



Be ready before A.

1. Walk to A.
 2. Perform a 90 degree forehand turn to the right.
 3. Canter on the left lead in a half circle to center of pattern.
 4. Walk 2-3 horse lengths.
 5. Sitting trot in a half circle to B.
 6. Canter on the right lead to and around A.
 7. Trot on the left diagonal to B.
- Pattern i over once you pass B.

NOTE: The drawn description of this pattern is only intended for the general depictions of the pattern. Contestants should utilize the arena space to best exhibit their horses.