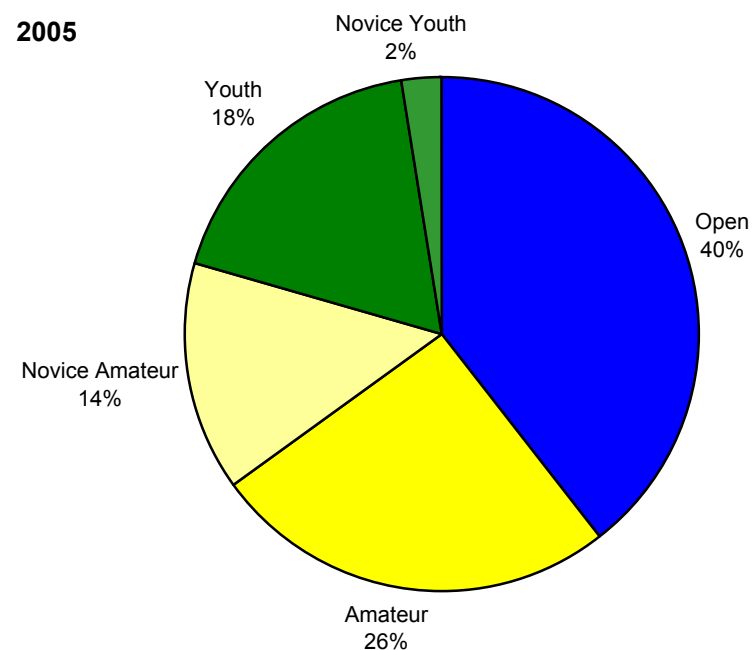
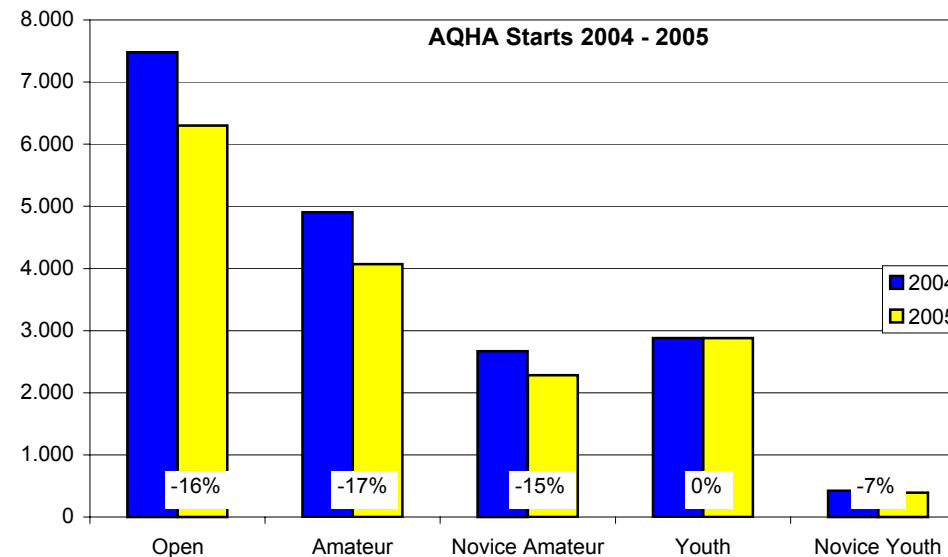


Starts			
	2005	2004	
Open	6.301	7.481	-15,8%
Amateur	4.069	4902	-17,0%
Novice Amateur	2.282	2669	-14,5%
Youth	2.881	2879	0,1%
Novice Youth	392	423	-7,3%
Total	15.925	18.354	-13,2%

Anzahl AQHA Shows			
	2005	2004	
Open	60	73	-18%
Amateur	56	69	-19%
Novice Amateur	49	62	-21%
Youth	53	66	-20%
Novice Youth	17	19	-11%
Total	61	74	-18%

Anzahl Turnierorte			
	2005	2004	
	35	37	-5%

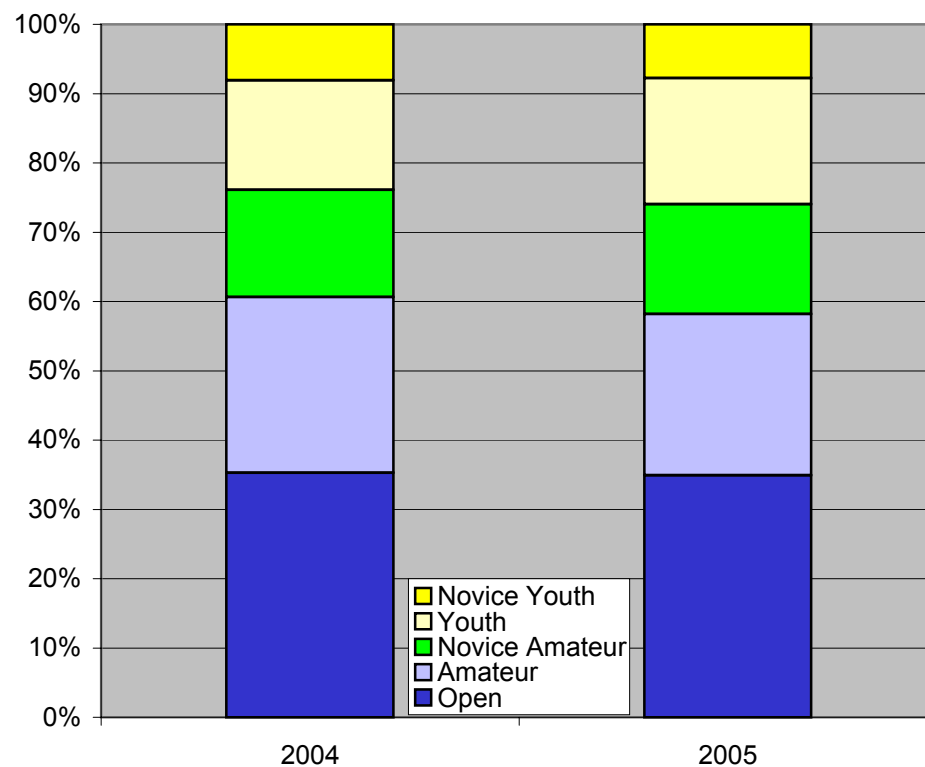


AQHA-Turnierentwicklung

Stand: 14.12.05

Mittelwerte (ohne Special Events)	2004	2005	
-----------------------------------	------	------	--

Anzahl Starts je Show gesamt	229	260	13%
Open	96	104	8%
Amateur	69	69	0%
Novice Amateur	42	47	12%
Youth	43	54	26%
Novice Youth	22	23	5%



Anzahl Starts je Show gesamt Mittelwerte ohne SpE	1999	2000	2001	2002	2003	2004	2005
	306	276	316	299	274	229	260

