

# **Pattern Bayern Paint**

## **2017**

Stand: 13.05.2017



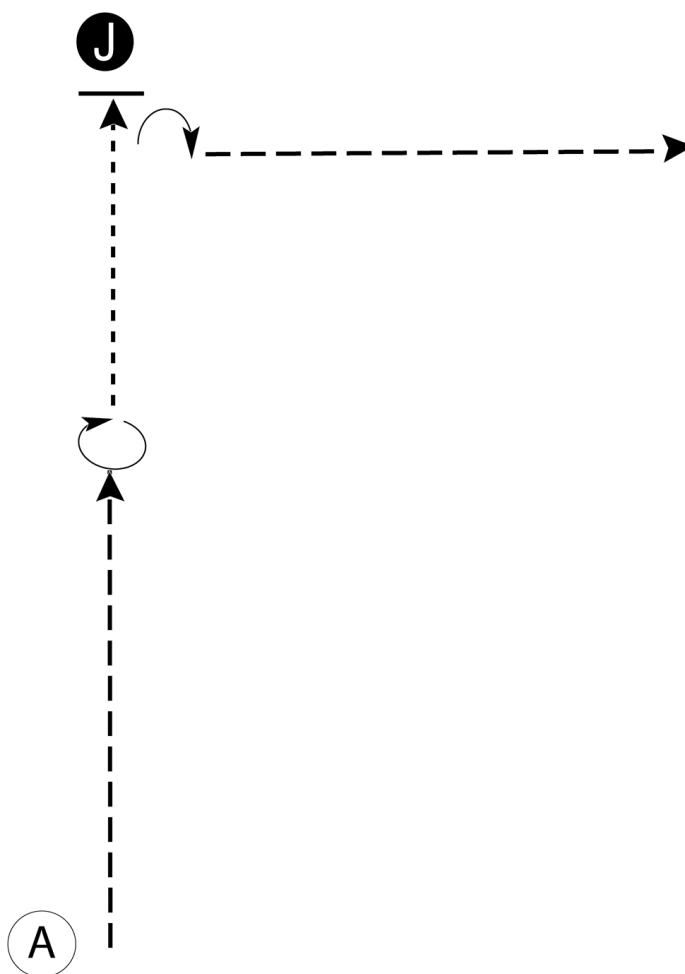
### **3xAPHA/PHCG Show 19.-21.05.2017 in Thierhaupten/Ötz**

<b>All Ranch Pleasure</b>	ASHA Handbook 2017 – American Stock Horse Association
<b>All Ranch Reining</b>	ASHA Reining Pattern #1, ASHA Handbook 2017 – American Stock Horse Association
<b>Novice Amateur Reining</b> <b>Amateur Reining</b> <b>Youth Reining</b>	} Pattern #4 APHA Rulebook 2017
<b>Jr/Sr Reining</b>	
<b>PHCG Reining</b>	
<b>Green Western Riding</b>	Pattern #1 APHA Rulebook 2017
<b>Open Western Riding</b>	Pattern #3 APHA Rulebook 2017
<b>All Ranch Riding</b>	Pattern #4 APHA Rulebook 2017


# Bayern Paint 2017

## Showmanship Novice Amateur/ rasseoffen

Show Date: 05-19-2017



1. Be ready at A.
2. Trot half way to the Judge.
3. Perform a 360 degree turn.
4. Walk to the Judge, stop and set up for inspection.
5. When dismissed perform a 90 degree turn and trot to the line up or follow the instructions of your ring steward.

Walk -----  
Trot -----  
Back ←   
Marker (B)  
Judge (J)

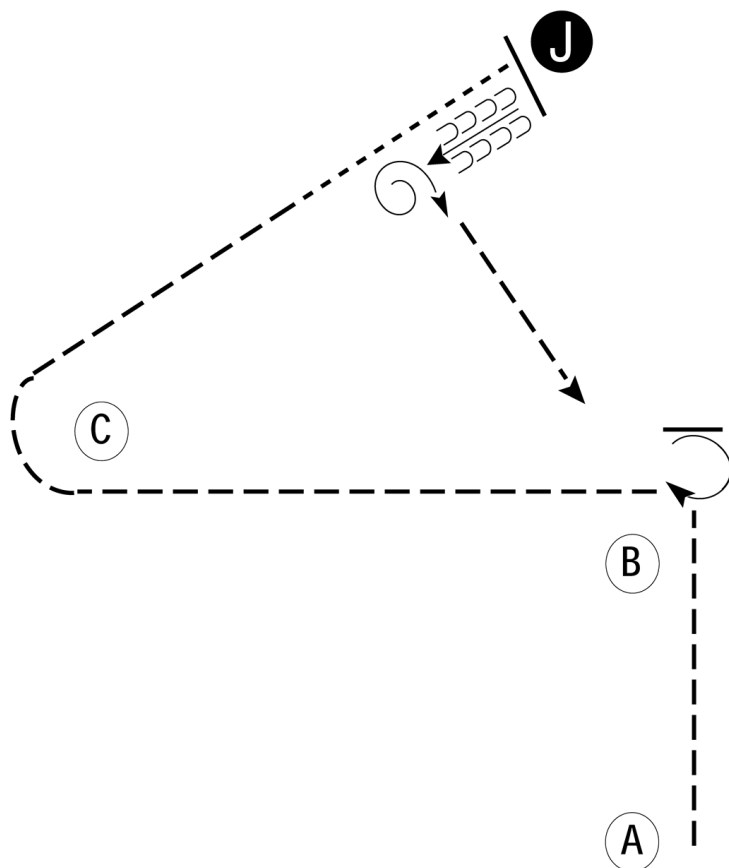
[S/1-17]

Pattern Provided by:  
*PHCG Bayern*

# Bayern Paint 2017

## Youth/SPB Youth/Amateur/SPB Amateur Showmanship

Show Date: 05-19-2017



Be ready at A.

1. Trot from A past B.
2. Stop and perform 270 degree turn.
3. Trot around C. Break to a walk half way to the Judge.
4. Walk to Judge, stop and set up for inspection.
5. When dismissed back one horse length.
6. Perform a 450 degree turn and trot to the line-up or follow the instructions of your ring steward.

Walk	-----
Trot	-----
Back	← 〰〰〰
Marker	ⓑ
Judge	ⓐ

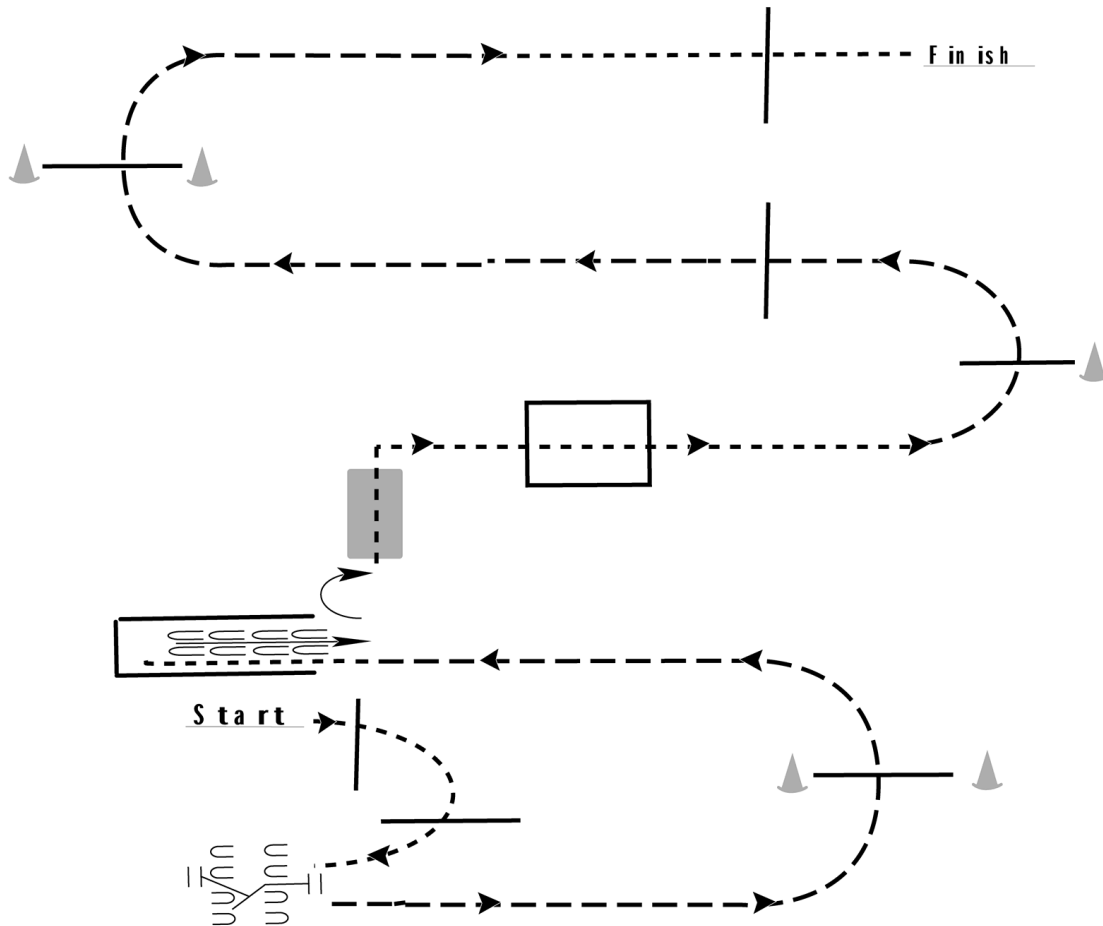
[S/3-14]

Pattern Provided by:  
*PHCG Bayern*

# Bayern Paint 2017

## All Trail in Hand

Show Date: 05-19-2017



1. Walk over two poles to gate
2. Work gate with left hand
3. Trot over pole
4. Break to a walk and walk into chute
5. Back out of chute
6. Walk over bridge
7. Walk through box
8. Trot over poles
9. Break to the walk and walk over final elevated pole to finish

Walk	-----
Jog	-----
Extended Jog	-----
Lope	-----
Leg Yield	
Lead Change	////
Back	⏏⏏⏏⏏
Marker	ⓑ
Sidepass	←-----→

[T/1-2]

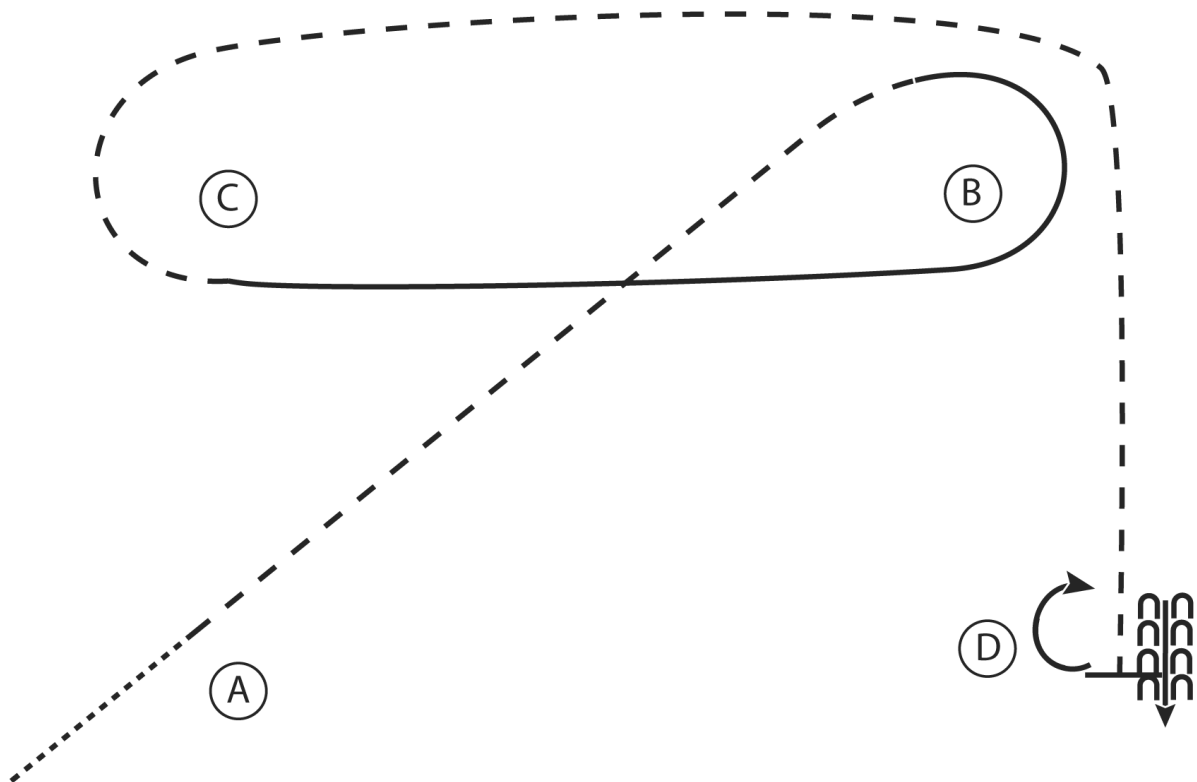
Pattern Provided by:

*PHCG Bayern*

# Bayern Paint 2017

## Novice/SPB Hunt Seat Equitation

Show Date: 05-19-2017



1. Walk to A
2. Sitting trot to B
3. At B canter on the right lead around B to C
4. At C posting trot around C and B to D
5. At D stop and perform a 180 degree turn to the right on the hindquarters
6. Back 4 steps

Walk	.....
Trot	-----
Extended Trot	-----
Canter	=====
Leg Yield	
Lead Change	///
Back	←←←←
Marker	(B)
Sidepass	←-----→

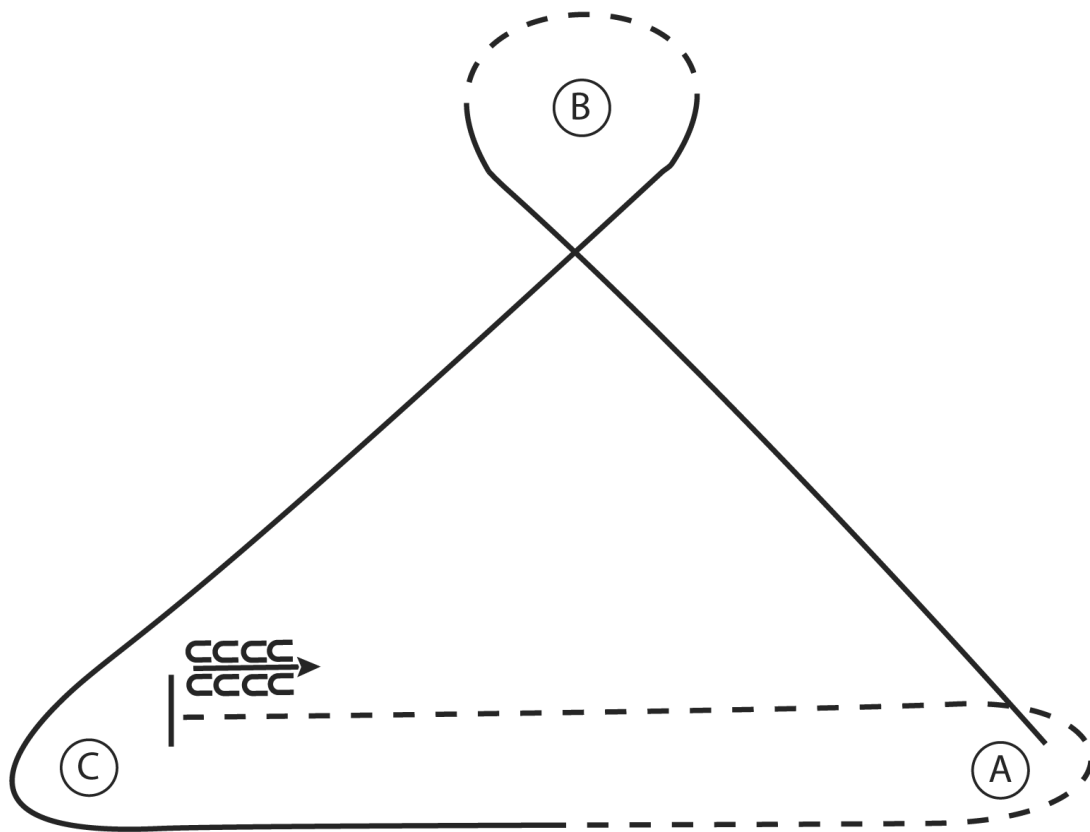
[HSE/2-10]

Pattern Provided by:  
*PHCG Bayern*

# Bayern Paint 2017

## Youth/Amateur/SPB Youth Hunt Seat Equitation

Show Date: 05-19-2017



1. Canter on the right lead A to B
2. At B posting trot around B
3. At B canter on the left lead to and around C and continue towards A
4. Halfway to A posting trot on the right diagonal to and around A and continue towards C
5. Halfway to C sit the trot
6. Stop at C and back 4 steps

Walk	.....
Trot	-----
Extended Trot	-----
Canter	=====
Leg Yield	
Lead Change	↗↘
Back	←←←←
Marker	(B)
Sidepass	←←←←

[HSE/3-5]

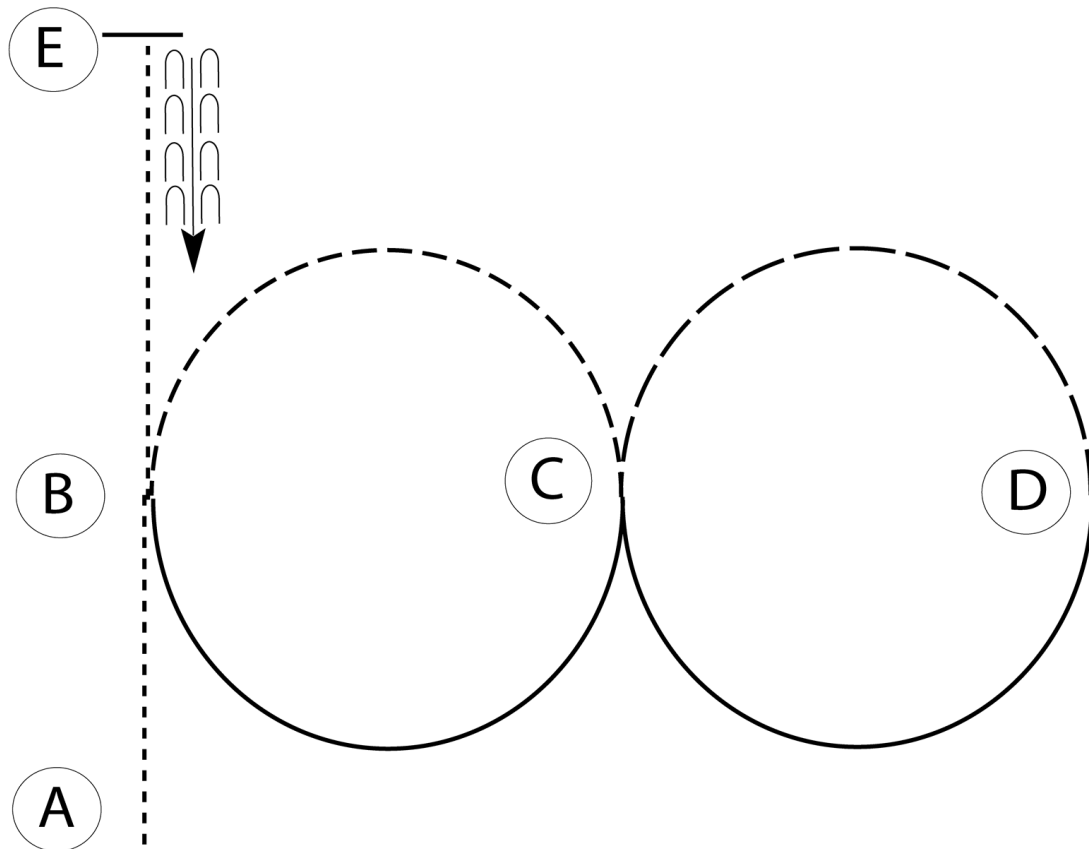
Pattern Provided by:

*PHCG Bayern*

# Bayern Paint 2017

## Novice Amateur Horsemanship

Show Date: 05-19-2017



Be ready at A.

1. Walk A to B.
2. Jog a half circle to C.
3. Lope a half circle on the left lead to D.
4. Extend the jog in a half circle to C.
5. Lope a half circle on the right lead to B.
6. Walk to E.
7. Stop at E and back approximately one horse length.

Follow the instructions of your ring steward.

Walk	-----
Jog	-----
Extended Jog	-----
Lope	-----
Lead Change	-----
Back	-----
Marker	(B)

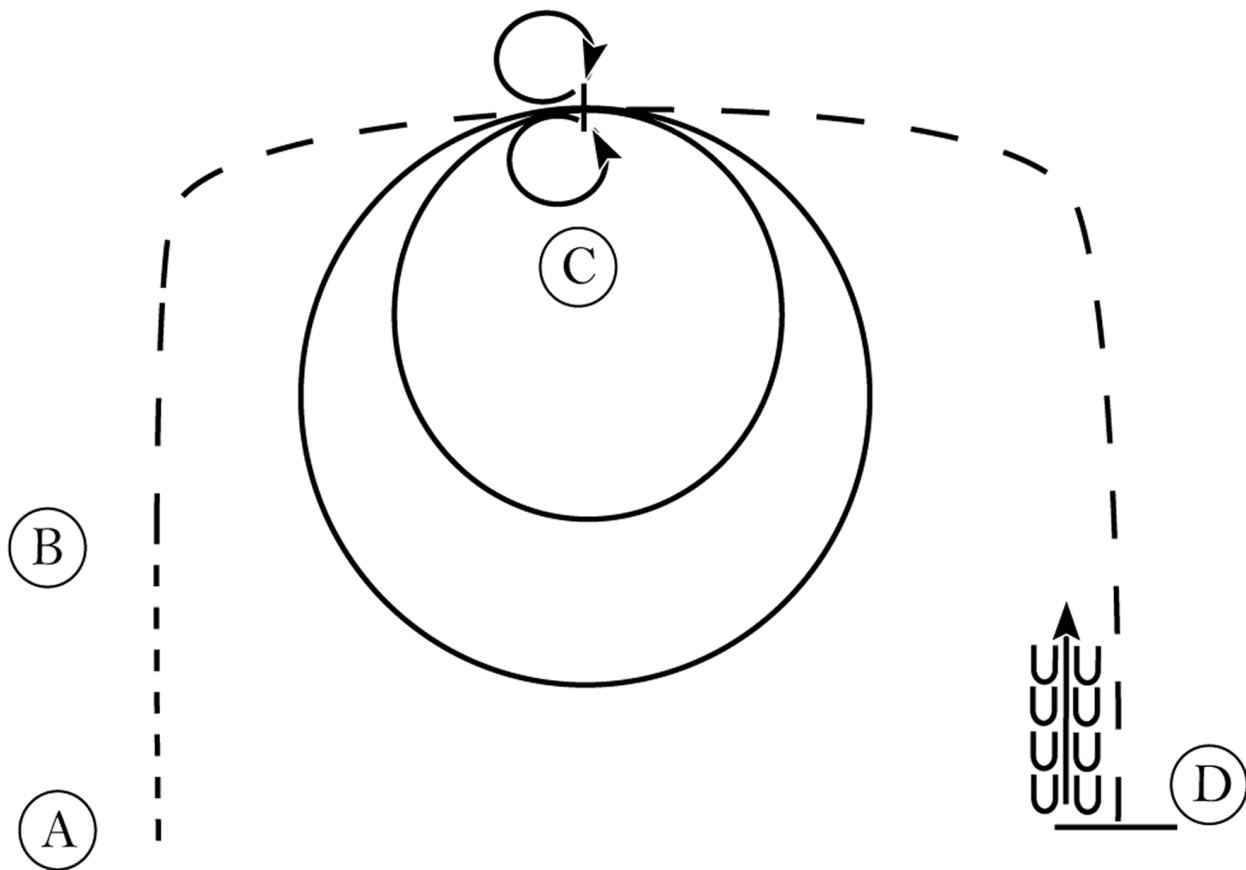
[WH/2-3]

Pattern Provided by:  
*PHCG Bayern*

# Bayern Paint 2017

## SPB Amateur/Amateur/rasseoffen Western Horsemanship

Show Date: 05-19-2017



1. Jog A to B
2. At B extend the jog to C
3. Stop at C and perform a 360 degree turn to the left
4. Lope a small, slow circle around C on the left lead
5. Stop at C and perform a 360 degree turn to the right
6. Lope a circle with speed around C on the right lead
7. At C extend the jog to D
8. Stop at D and back approximately one horse length.

Walk	.....
Jog	-----
Extended Jog	-----
Lope	=====
Leg Yield	
Lead Change	↗↘
Back	←←←←←
Marker	(B)
Sidepass	←←←←←

[WH/3-15]

Pattern Provided by:  
*PHCG Bayern*

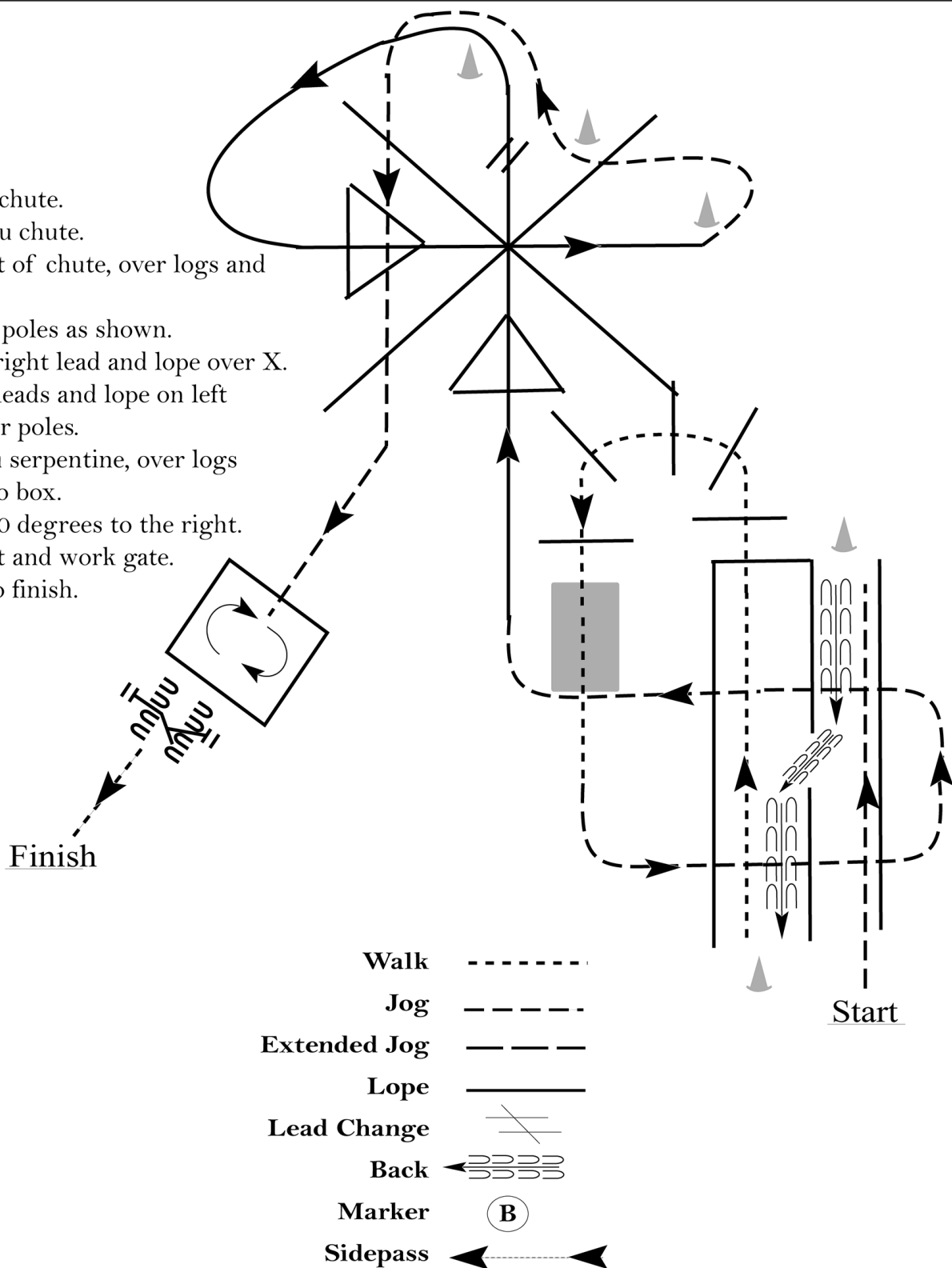


# Bayern Paint 2017

## PHCG/Senior Open/SPB Open/rasseoffen Open Trail

Show Date: 05-19-2017

1. Jog into chute.
2. Back thru chute.
3. Walk out of chute, over logs and bridge.
4. Jog over poles as shown.
5. Pick up right lead and lope over X.
6. Change leads and lope on left lead over poles.
7. Jog thru serpentine, over logs and into box.
8. Turn 360 degrees to the right.
9. Walk out and work gate.
10. Walk to finish.



[T/3-19]

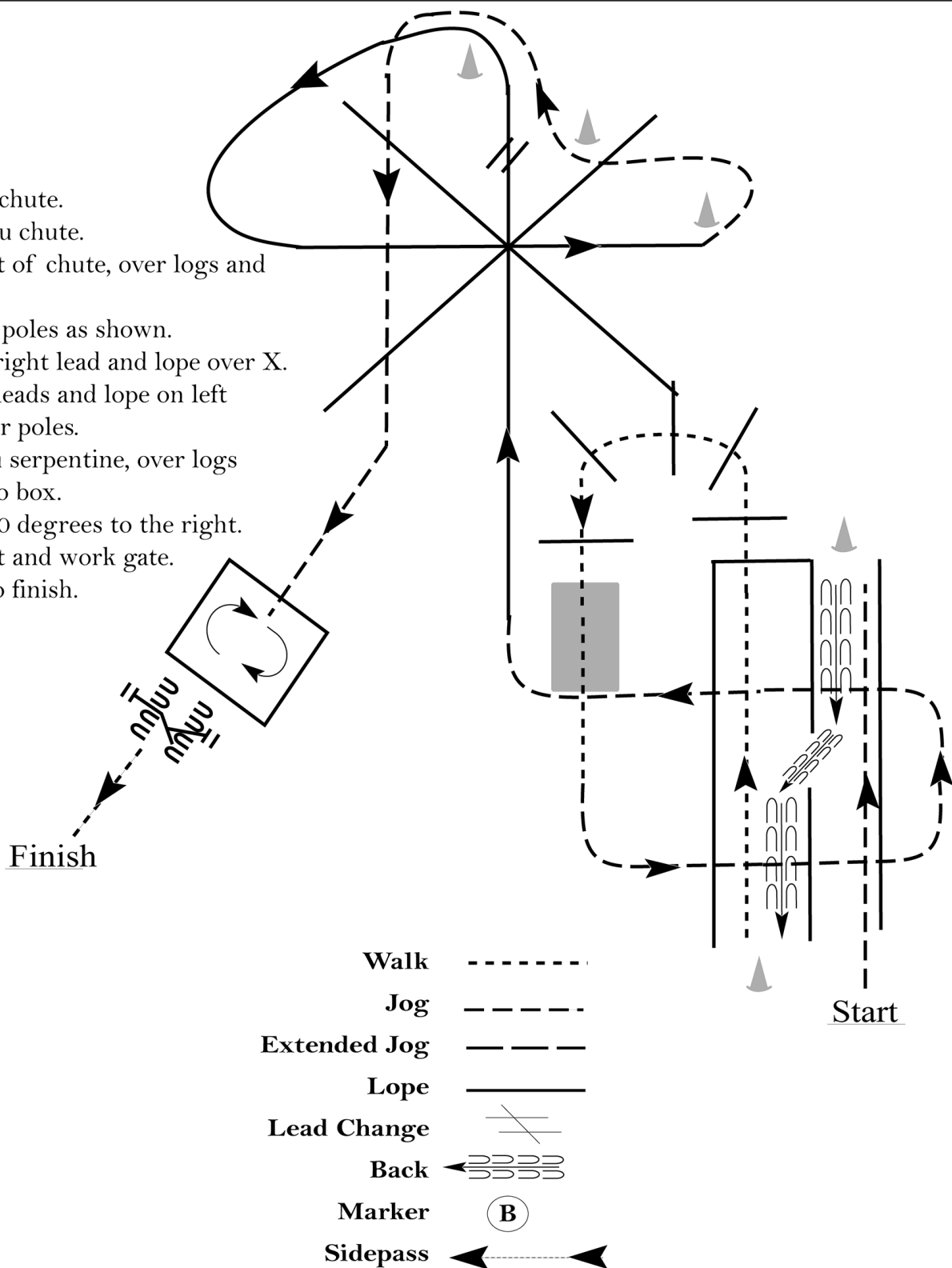
Pattern Provided by:  
*PHCG Bayern*

# Bayern Paint 2017

## SPB Youth/Youth/rasseoffene Jungpferde Trail

Show Date: 05-19-2017

1. Jog into chute.
2. Back thru chute.
3. Walk out of chute, over logs and bridge.
4. Jog over poles as shown.
5. Pick up right lead and lope over X.
6. Change leads and lope on left lead over poles.
7. Jog thru serpentine, over logs and into box.
8. Turn 360 degrees to the right.
9. Walk out and work gate.
10. Walk to finish.



[T/2-19]

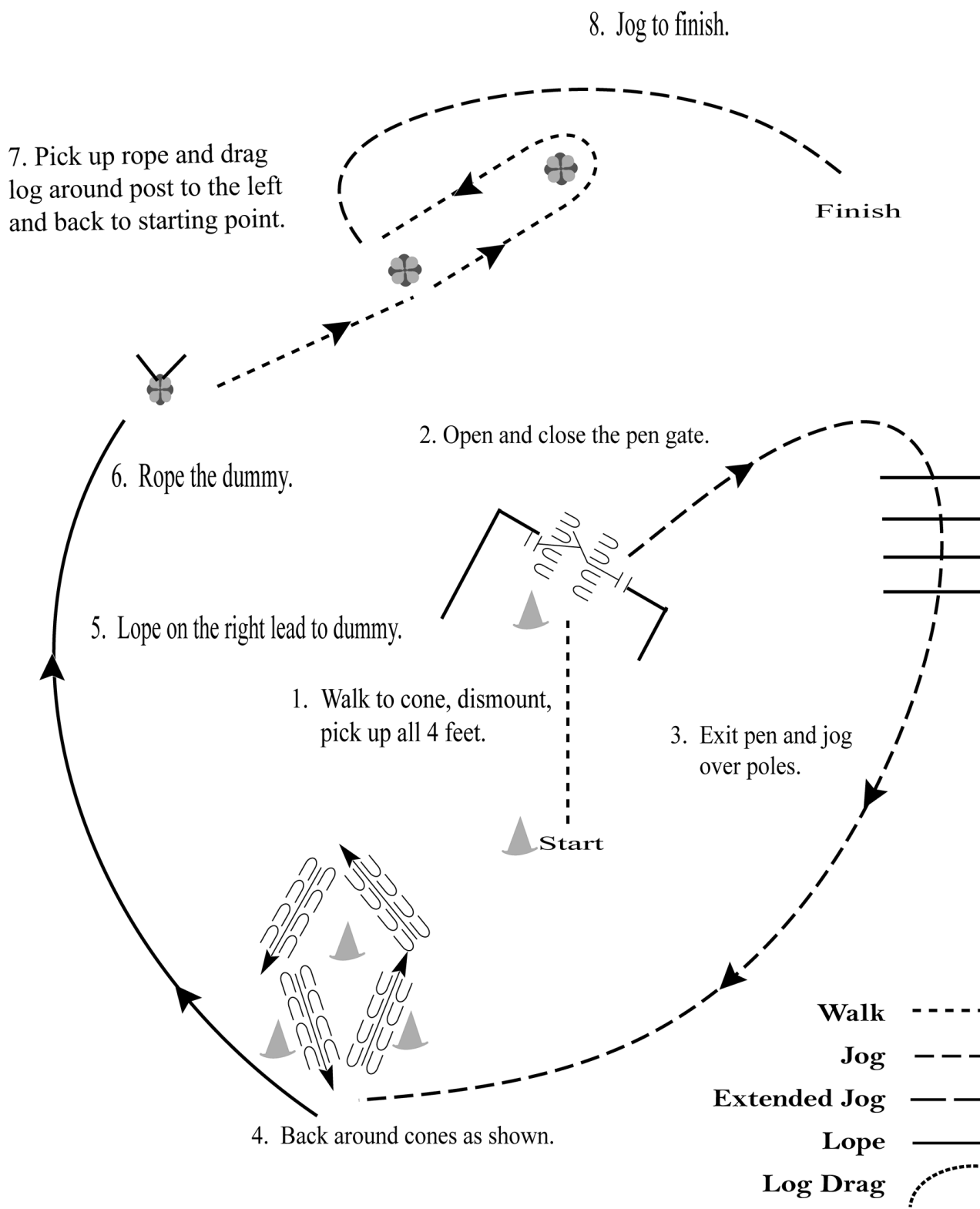
Pattern Provided by:

*PHCG Bayern*

# Bayern Paint 2017

## All Ranch Trail

Show Date: 05-19-2017



[RT/2]

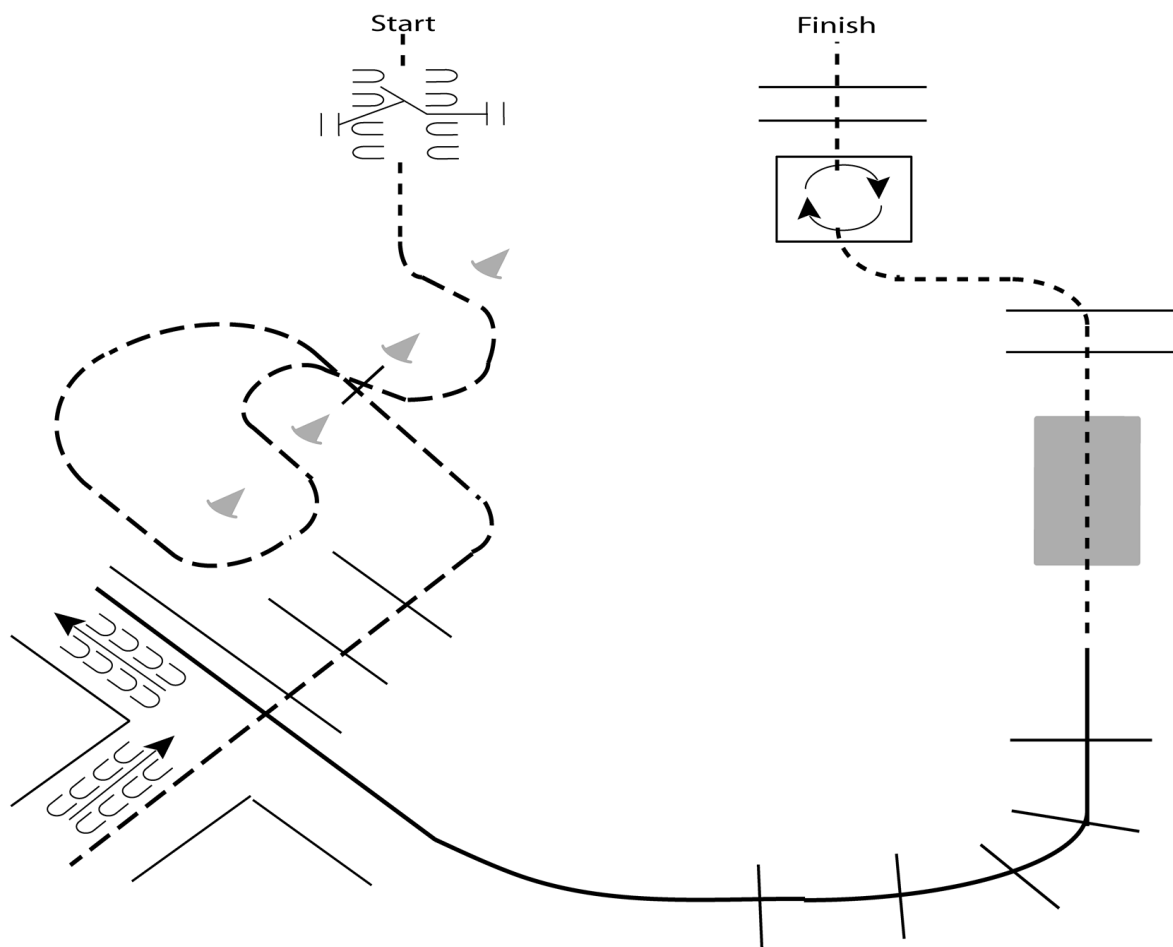
Pattern Provided by:

*PHCG Bayern*

# Bayern Paint 2017

## Green Horse/Novice Amateur Trail

Show Date: 05-19-2017



1. Walk to and work gate.
2. Jog through cones, over pole and into chute.
3. Back the L.
4. Lope on the left lead over poles to bridge.
5. Walk over bridge and elevated poles.
6. Walk into box and perform a 360 degree turn to the right.
7. Walk out of box and over elevated poles to finish.

Walk	-----
Jog	- - - - -
Extended Jog	- - - - -
Lope	=====
Leg Yield	
Lead Change	///
Back	←←←←←
Marker	Ⓟ
Sidepass	←-----→

[T/2-4]

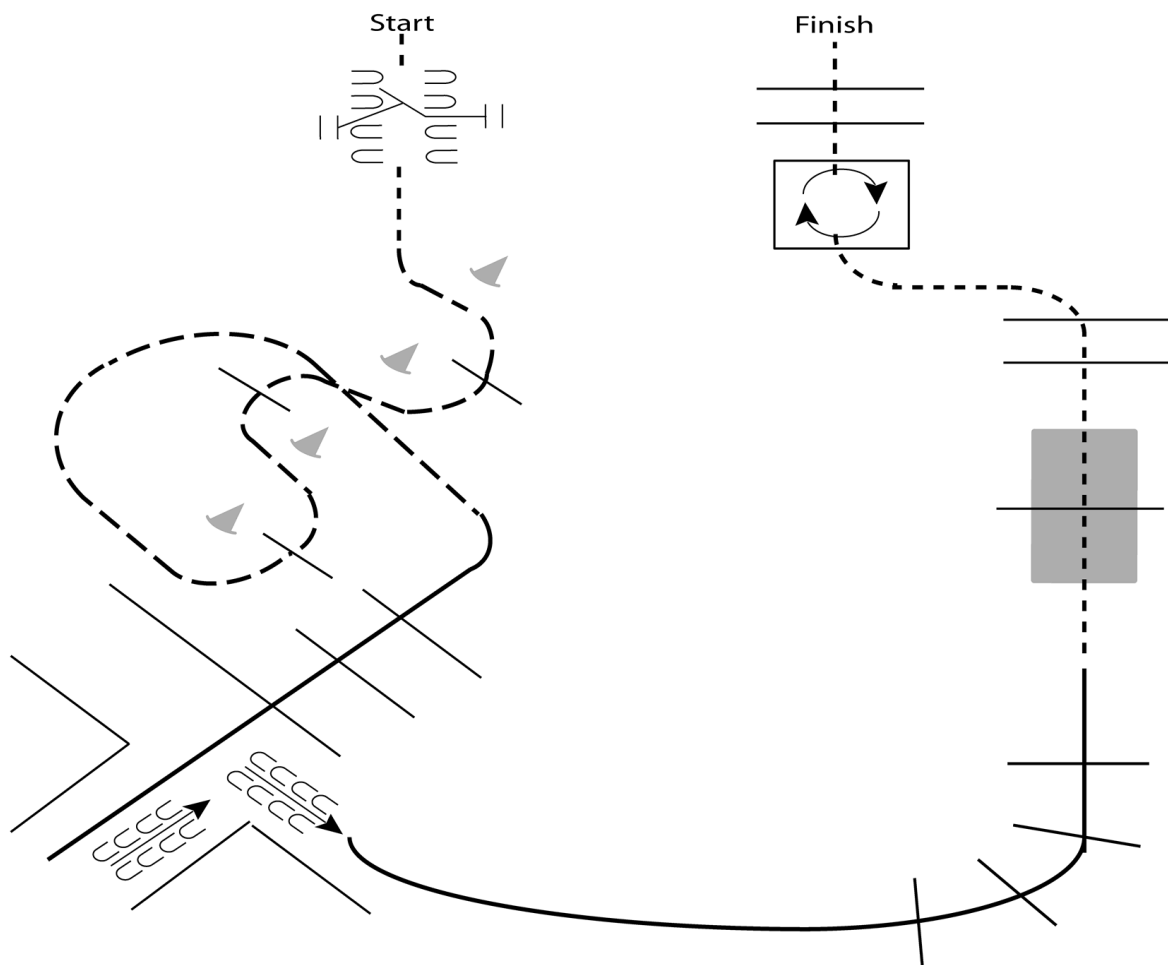
Pattern Provided by:

*PHCG Bayern*

# Bayern Paint 2017

## Open Jr/SPB Amateur/Amateur Trail

Show Date: 05-19-2017



1. Walk to and work gate
2. Jog through cones and over elevated poles
3. Lope on the right lead over the poles and into the chute
4. Back out of chute
5. Lope on the left lead over poles to bridge
6. Walk over bridge and elevated poles
7. Walk into box and perform a 360 degree turn to the right
8. Walk out of box and over elevated poles

Walk	-----
Jog	- - - - -
Extended Jog	- - - - -
Lope	=====
Leg Yield	
Lead Change	
Back	←←←←←
Marker	(B)
Sidepass	←-----→

[T/3-1]

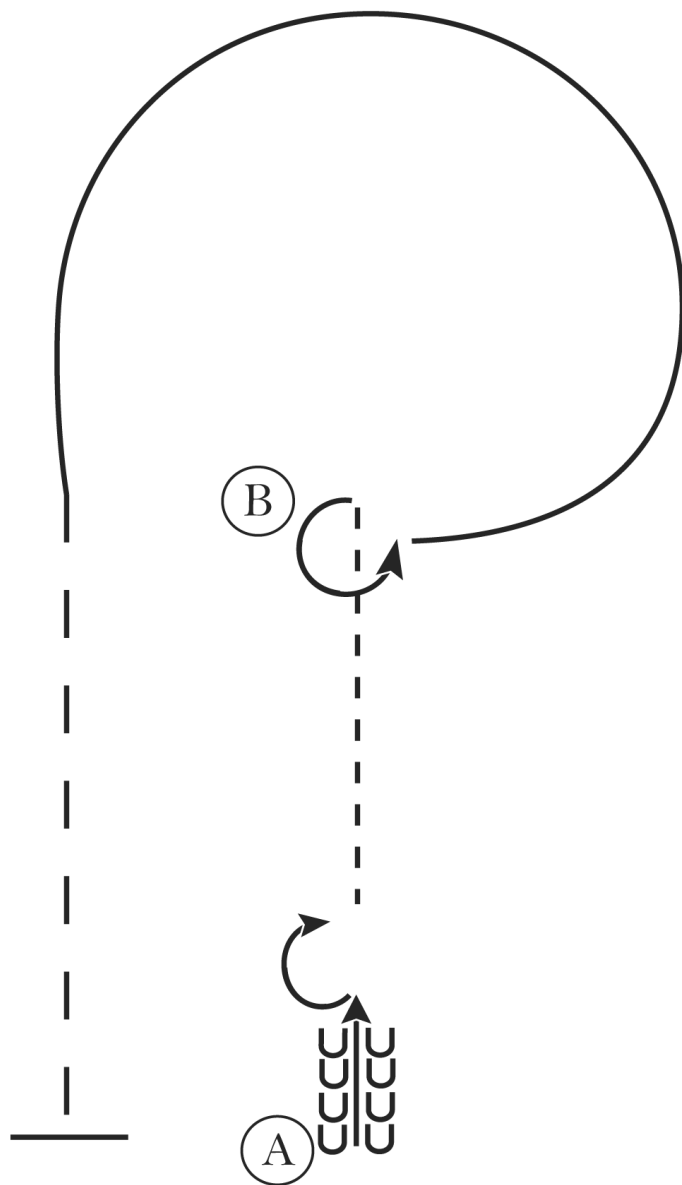
Pattern Provided by:

*PHCG Bayern*

# Bayern Paint 2017

## Youth/SPB Youth Western Horsemanship

Show Date: 05-19-2017



1. Back 4 steps at A.
2. Perform a 180 degree turn to the right.
3. Jog to B.
4. At B perform a 270 degree turn to the left .
5. Lope a circle around B on the left lead.
6. At B extend the jog to A.
7. At A stop.

Walk	.....
Jog	-----
Extended Jog	-----
L ope	=====
L eg Y ield	
L ead C hange	
Back	
Marker	(B)
Sidepass	

[WH/2-8]

Pattern Provided by:

*PHCG Bayern*