

# Patternübersicht

## Western Riding

LK 1/2 A	Pattern 6
LK 3	Pattern 6

## Senior Superhorse

LK 1/2	Pattern 3
--------	-----------

## Reining

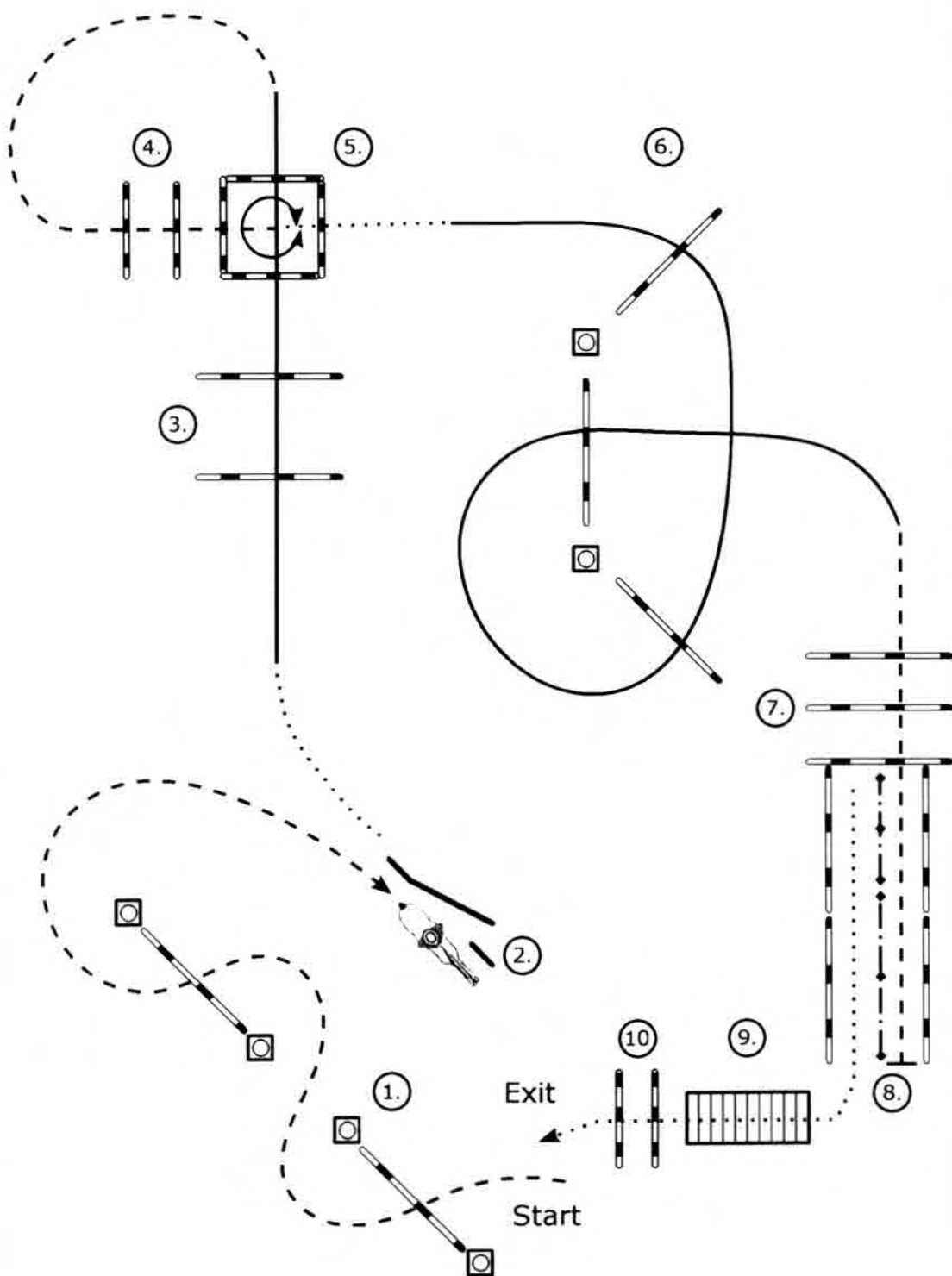
LK 1/2	Pattern 11
LK 3	Pattern 5
LK 4 A	Pattern 14
LK 4 B	Pattern 14
SO Open	Pattern 8
SO Non Pro	Pattern 6

## Ranch Riding

LK 1 A	Pattern 6
LK 2 A	Pattern 6
LK 3 A	Pattern 4
LK 1-3 B	Pattern 4
LK 4 A	Pattern 3
LK 4/5 B	Pattern 3
LK 5 A	Pattern 3



Trail Horse LK 1 A / LK 2 A

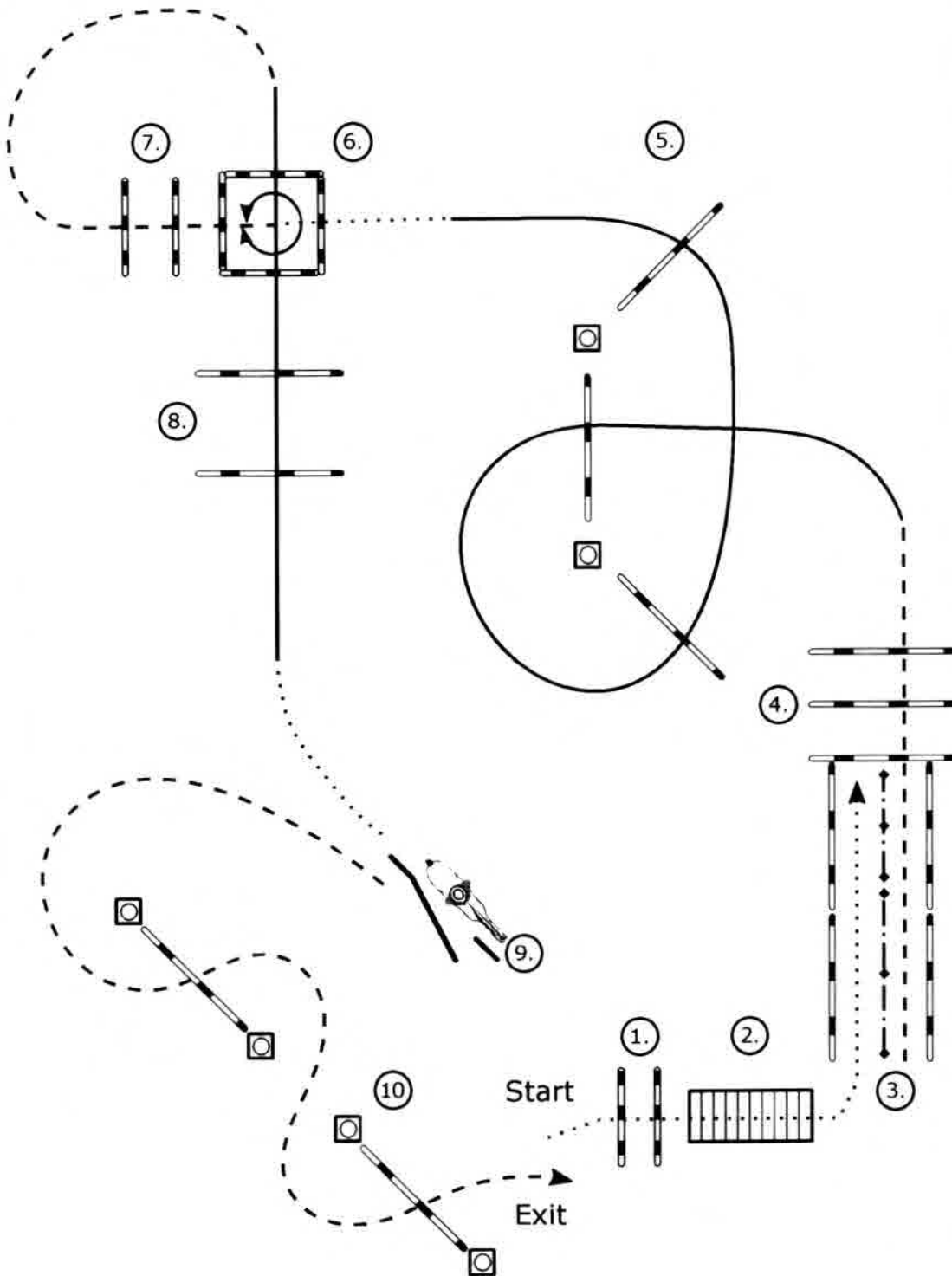


1. Jog (Slalom) Overs
2. Gate (LH)
3. Lope (LL) Overs
4. Jog Overs
5. 360° Turn (R or L)
6. Lope (RL) Overs
7. Jog Overs
8. Back Up
9. Bridge
10. Walk Overs

RH = Right Hand  
 LH = Left Hand  
 RL = Right Lead  
 LL = Left Lead

- ..... Walk
- - - - - Jog
- Lope
- ← - - - - Backup
- nn ..... Sidepass
- X — Lead Change

Trail Horse LK 1-2 B

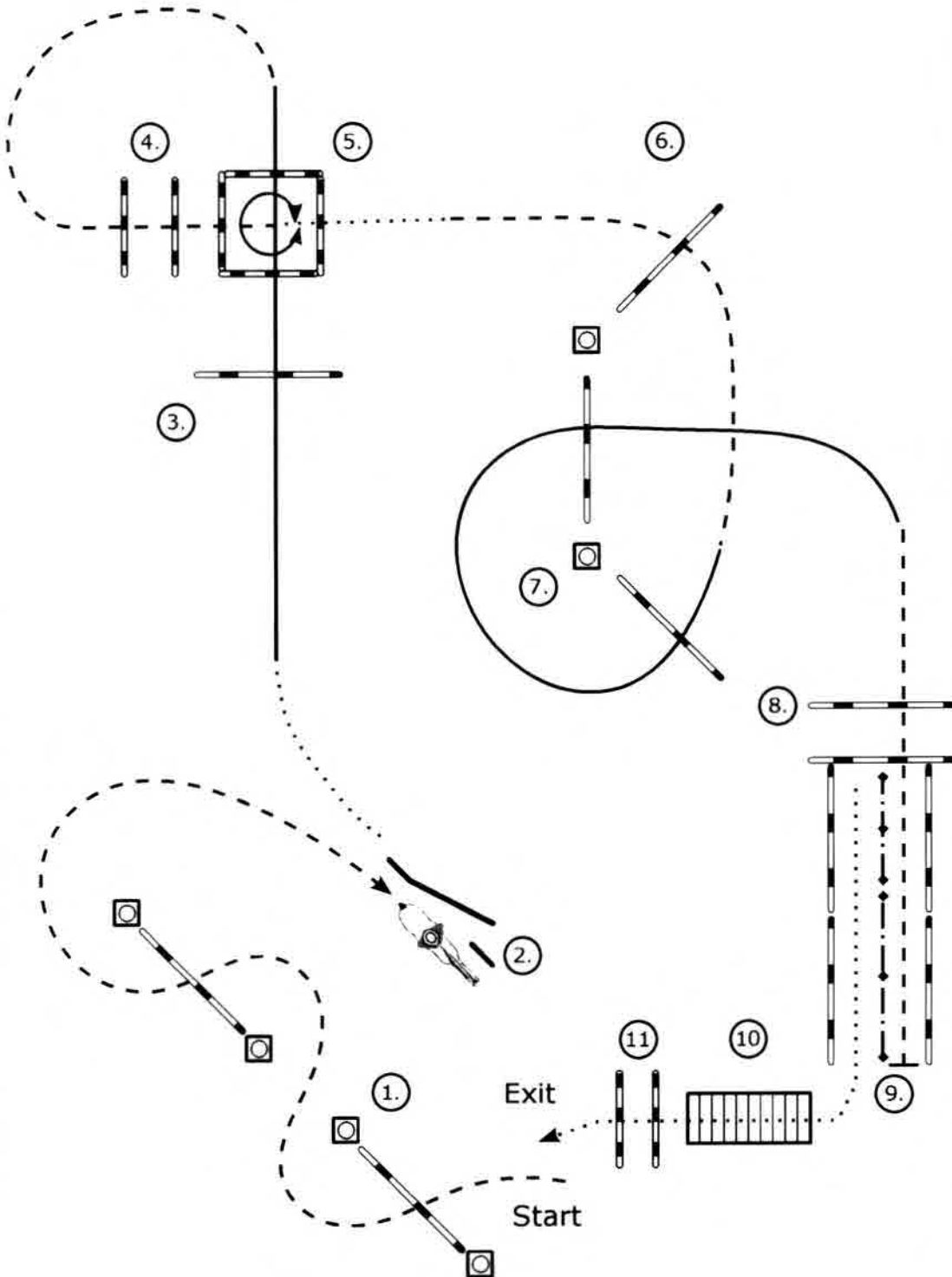


1. Walk Oves
2. Bridge
3. Back Up
4. Jog Overs
5. Lope (LL) Overs
6. 360° Turn (R or L)
7. Jog Overs
8. Lope (RL) Overs
9. Gate (RH)
10. Jog (Slalom) Overs

RH = Right Hand  
 LH = Left Hand  
 RL = Right Lead  
 LL = Left Lead

- ..... Walk
- - - - - Jog
- Lope
- ← - - - - Backup
- no ..... Sidepass
- X — Lead Change

Trail Horse LK 3 A / LK 3 B

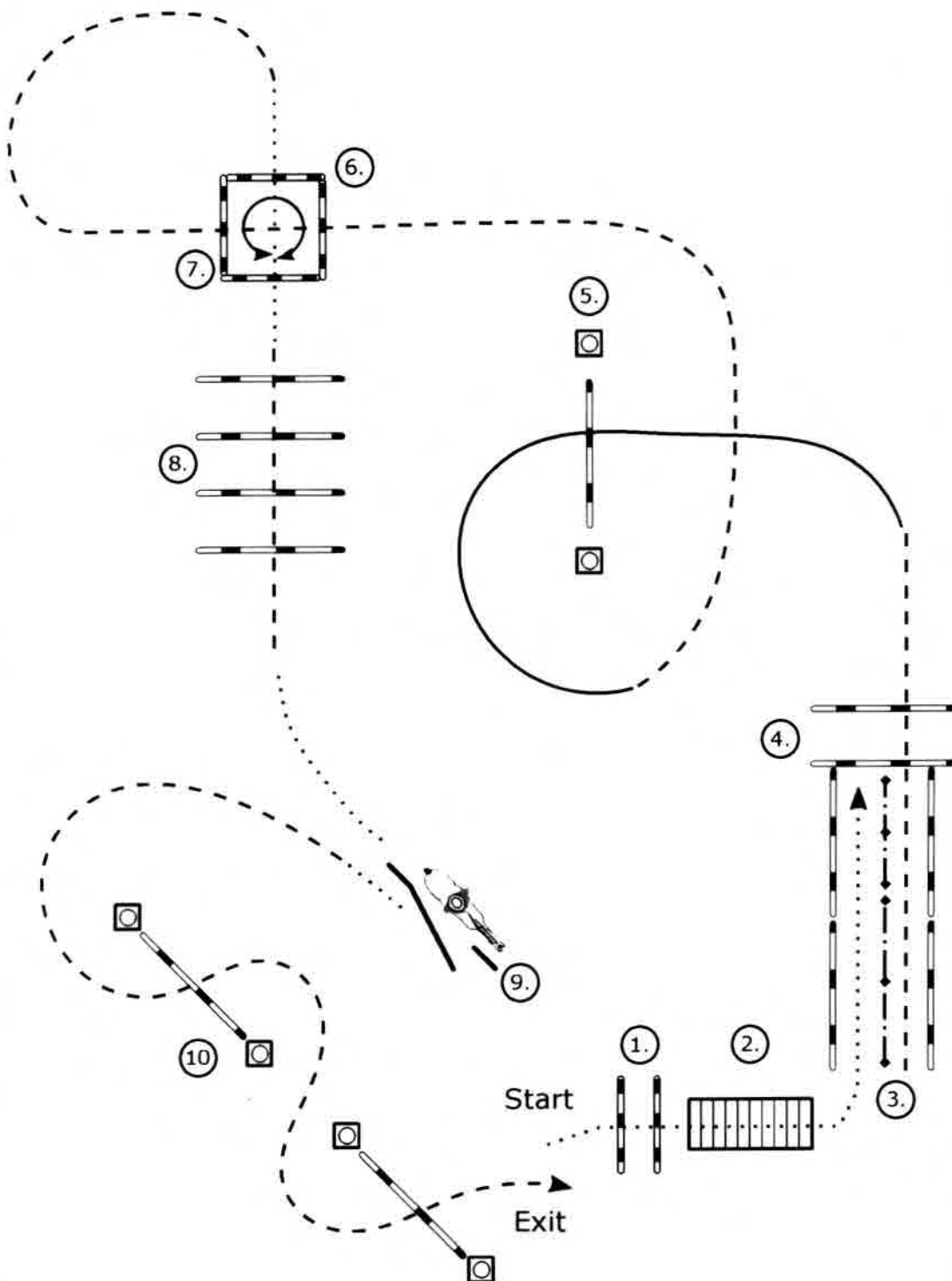


1. Jog (Slalom) Overs
2. Gate (LH)
3. Lope (LL) Overs
4. Jog Overs
5. 360° Turn (R or L)
6. Jog Overs
7. Lope (RL) Overs
8. Jog Overs
9. Back Up
10. Bridge
11. Walk Overs

RH = Right Hand  
 LH = Left Hand  
 RL = Right Lead  
 LL = Left Lead

- ..... Walk
- - - - - Jog
- Lope
- ◄-----► Backup
- nn .....> Sidepass
- X — Lead Change

Trail Horse LK 4 A

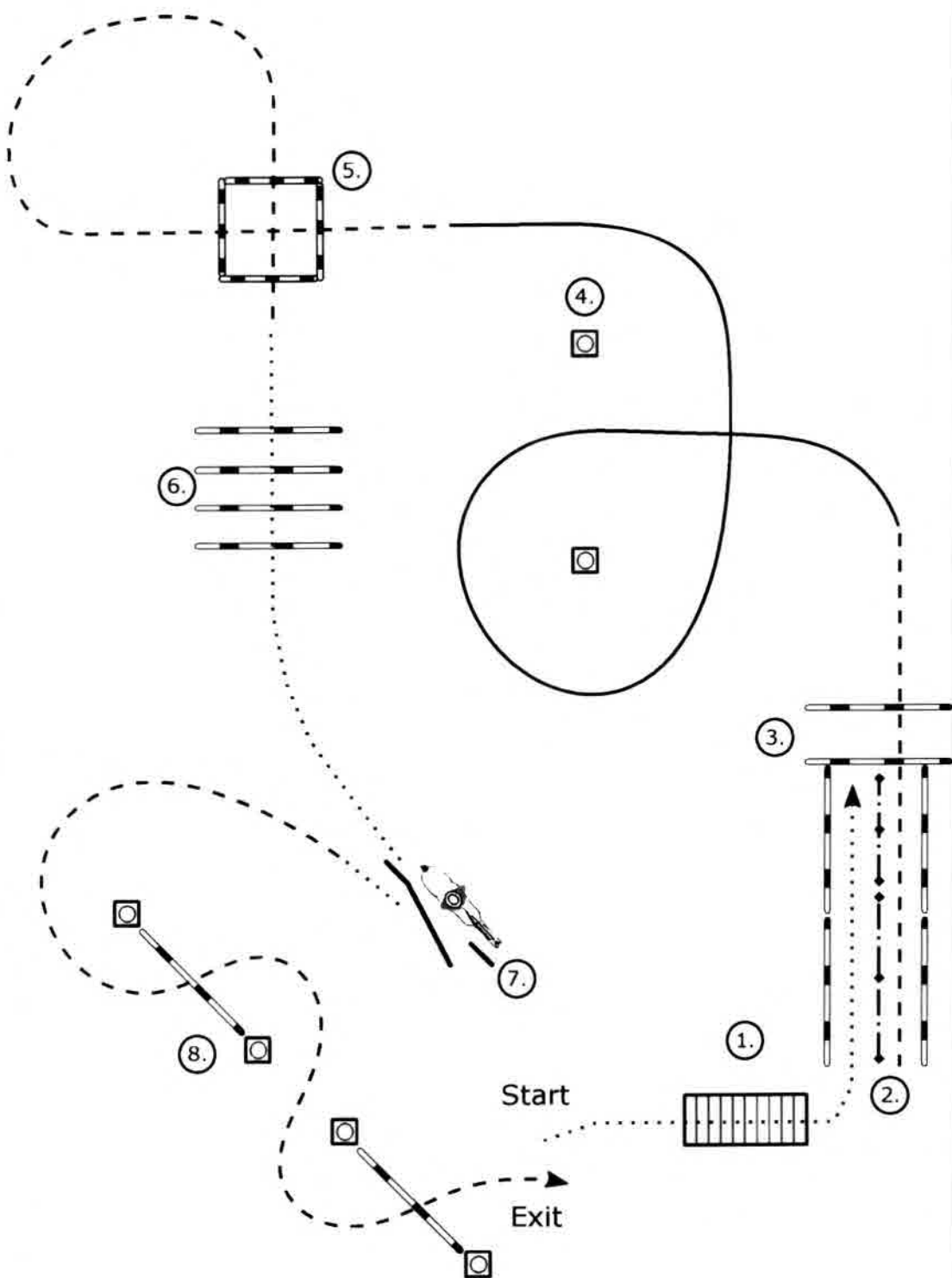


1. Walk Overs
2. Bridge
3. Back Up
4. Jog Overs
5. Lope (LL) Overs
6. Jog thru Box
7. 360° Turn (R or L)
8. Jog Overs
9. Gate (RH)
10. Jog (Slalom) Overs

RH = Right Hand  
 LH = Left Hand  
 RL = Right Lead  
 LL = Left Lead

- ..... Walk
- - - - - Jog
- Lope
- ← - - - - Backup
- no ..... Sidepass
- X —— Lead Change

Trail Horse LK 5 A / LK 4/5 B

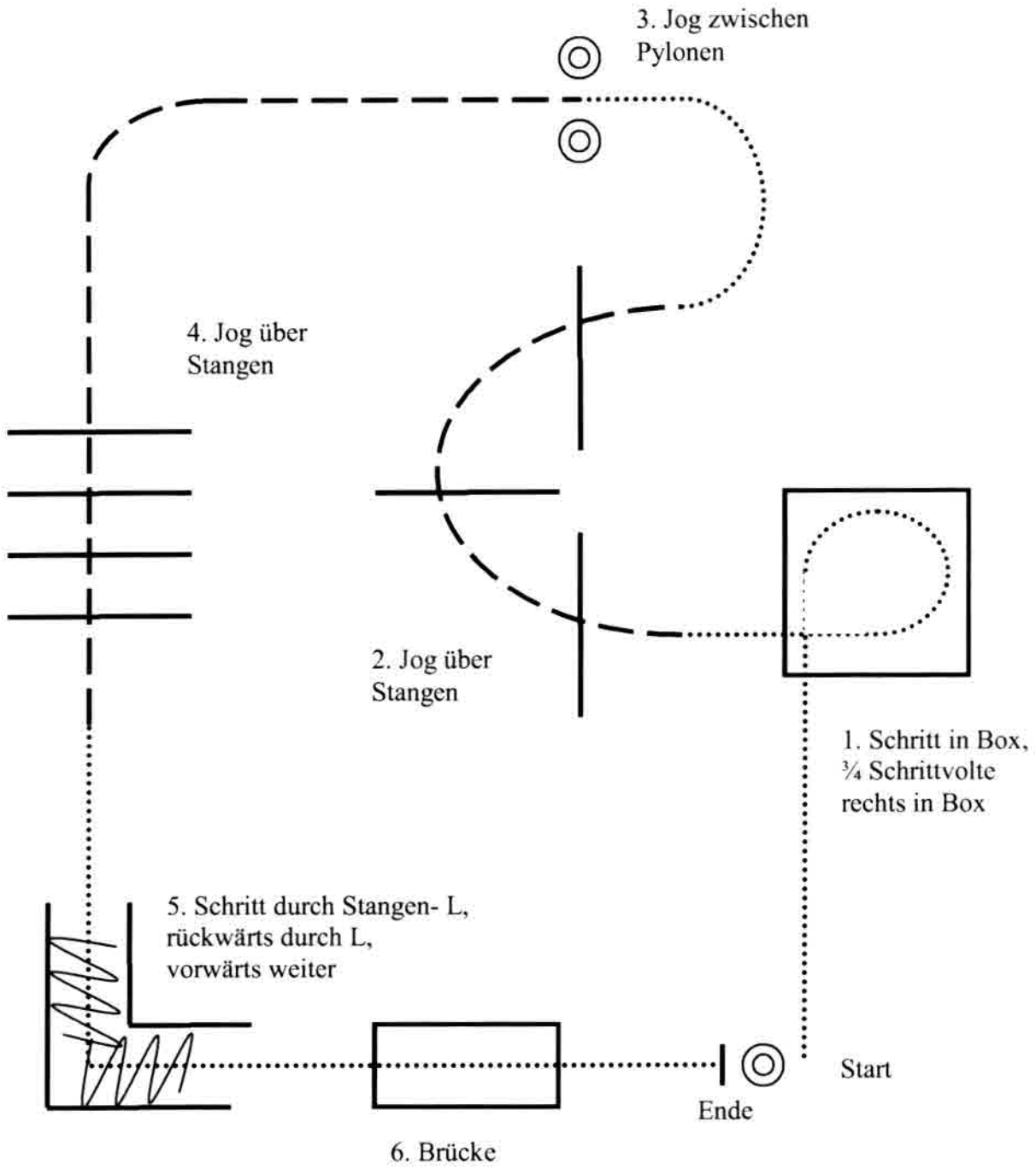


1. Bridge
2. Back Up
3. Jog Overs
4. Lope (LL)
5. Jog thru Box
6. Walk Overs
7. Gate (RH)
8. Jog (Slalom) Overs

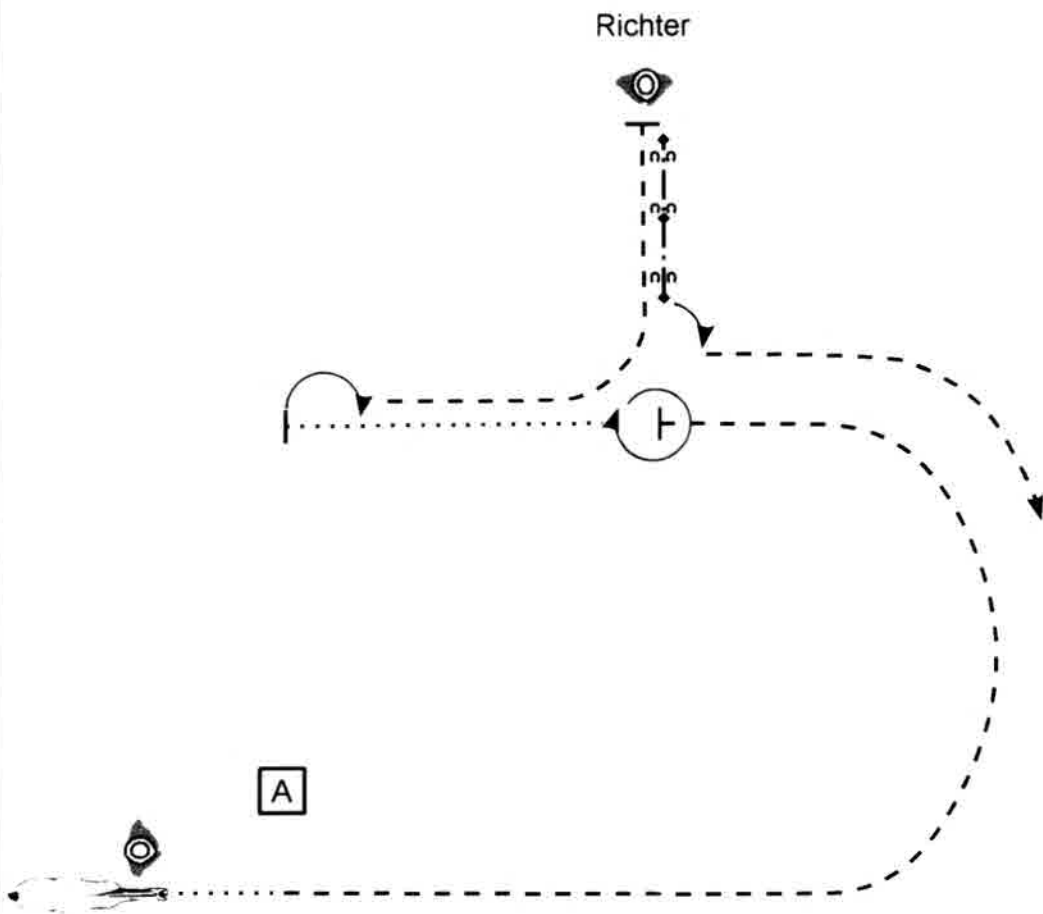
RH = Right Hand  
 LH = Left Hand  
 RL = Right Lead  
 LL = Left Lead

- ..... Walk
- - - - - Jog
- Lope
- ← - - - - Backup
- no ..... Sidepass
- X — Lead Change

# Walk Trot Trail (Nr.2)



Showmanship at Halter LK 1 A / LK 2 A

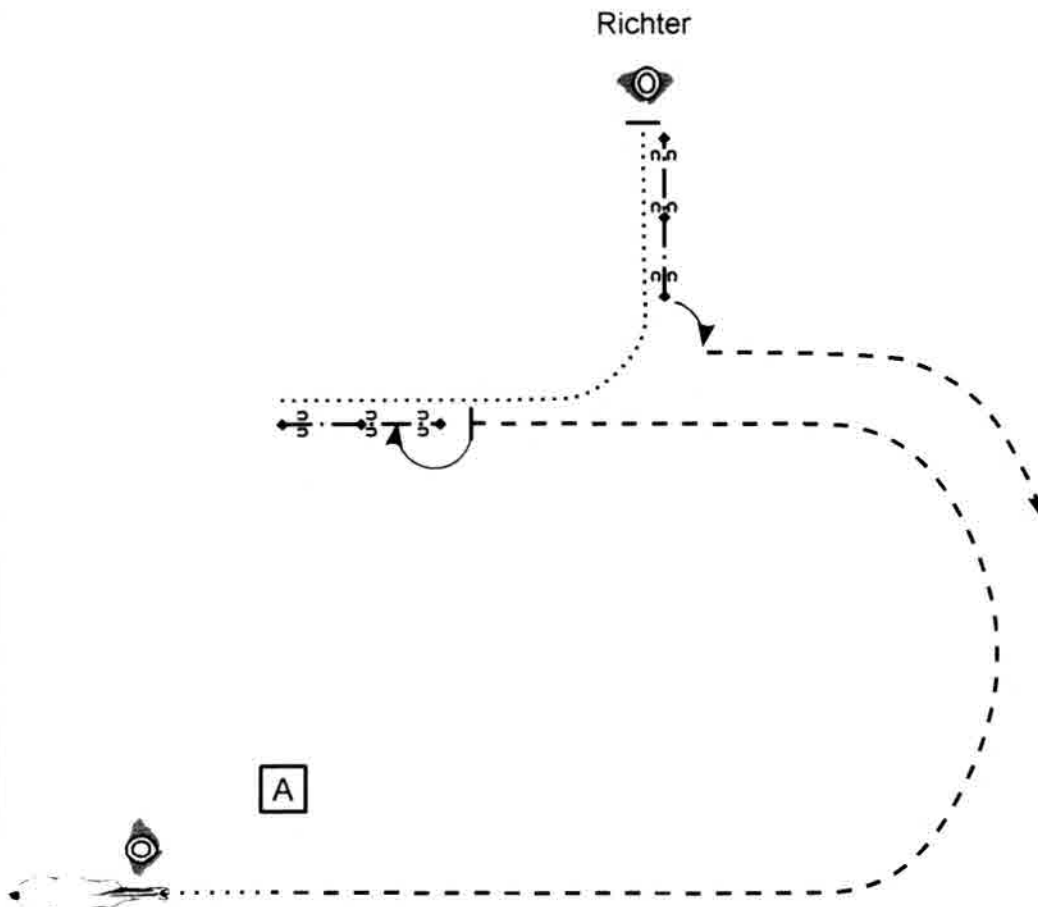


- Set Up vor A
1. Walk bis A
  2. einen halben Zirkel im Jog bis auf Höhe des Richters - Stop
  3. 360° Turn
  4. Walk bis auf Höhe A - Stop
  5. 180° Turn
  6. Jog bis zum Richter - Stop
  7. Set Up
  8. Back Up
  9. 90° Turn  
Jog zurück ins Line Up

- A Marker  
 ..... Walk  
 - - - - - Jog  
 - - - - - ext. Jog  
 ← 3 → 3 → 3 → Back Up



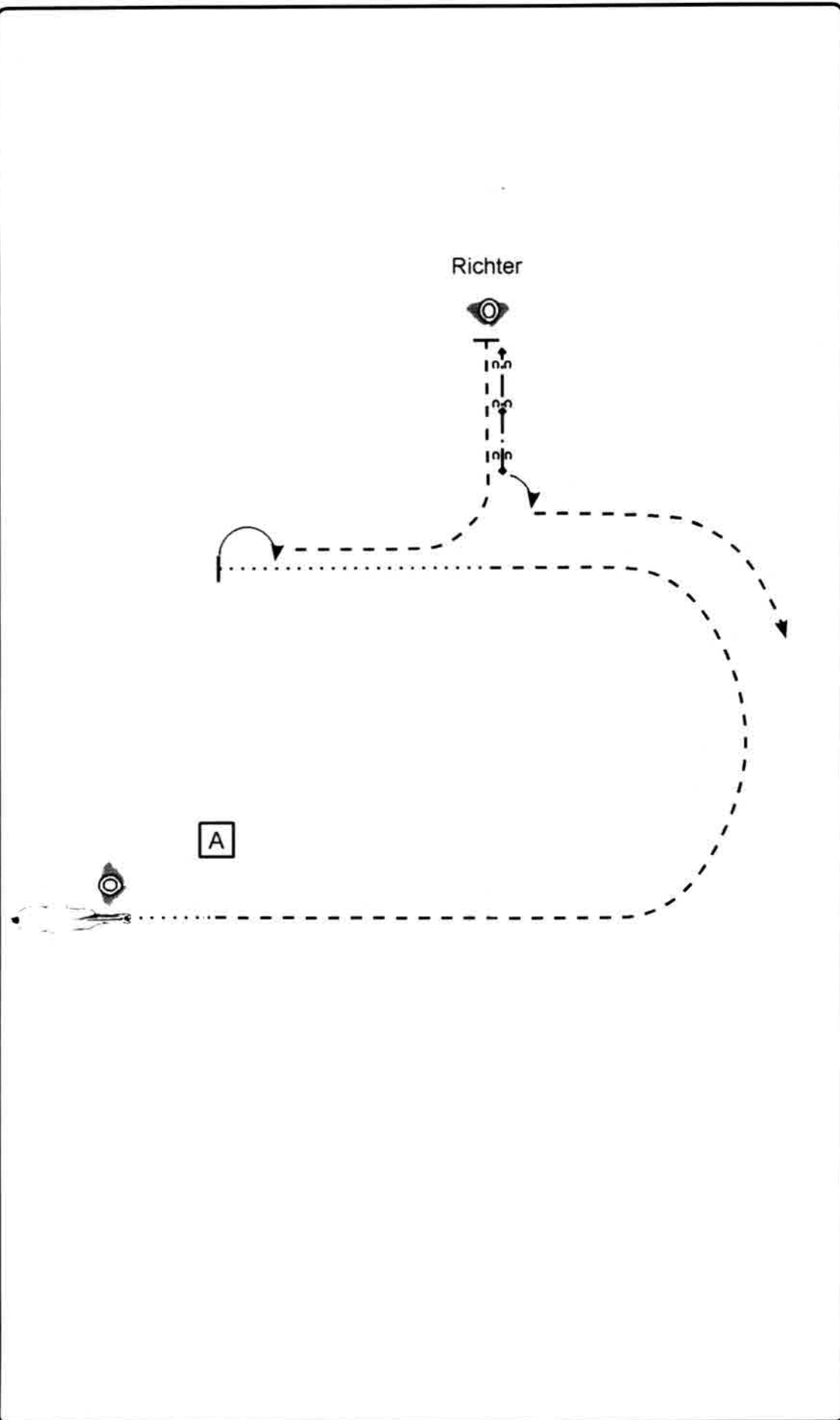
Showmanship at Halter LK 1-3 B



- Set Up vor A
1. Walk bis A
  2. einen halben Zirkel im Jog und am Richter vorbei - Stop
  3. 180° Turn
  4. Back Up bis auf Höhe A
  5. Walk bis zum Richter - Stop
  6. Set Up
  7. Back Up
  8. 90° Turn  
Jog zurück ins Line Up

- A Marker  
 ..... Walk  
 - - - - - Jog  
 - - - - - ext. Jog  
 ← 3 → 3 → 3 → Back Up

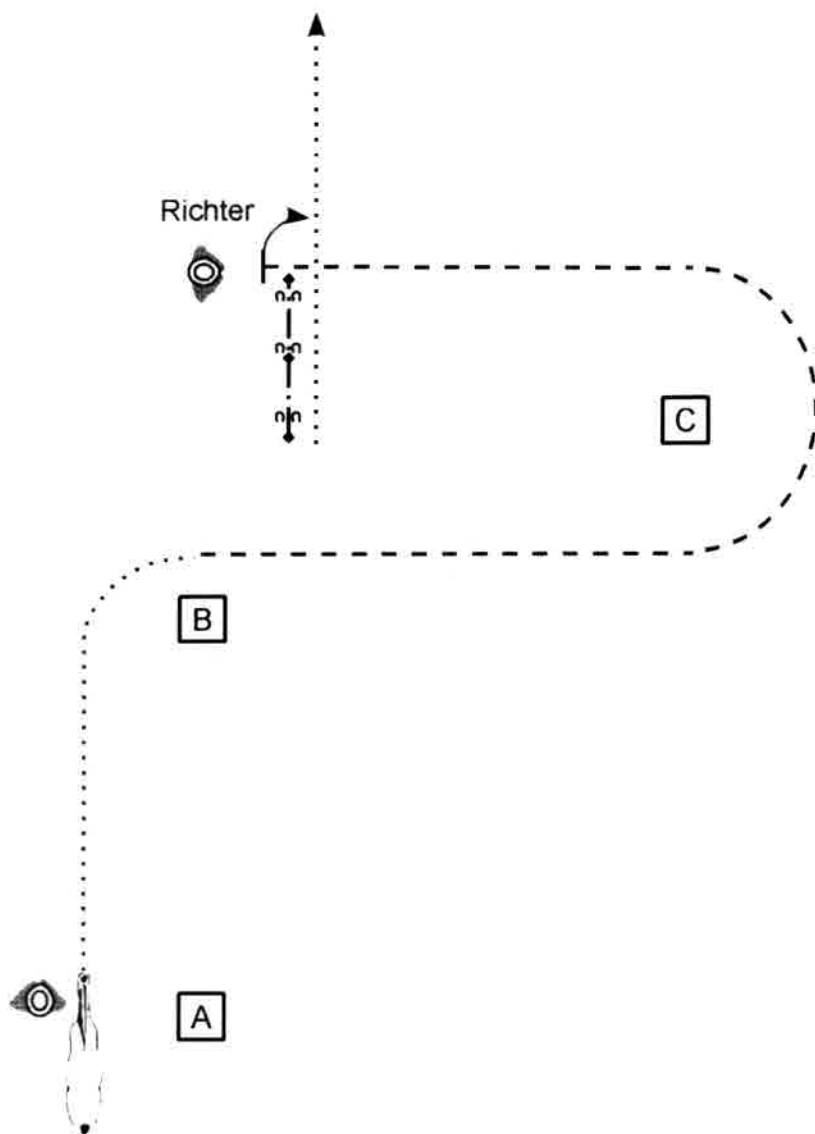
Showmanship at Halter LK 3 A



- Set Up vor A
1. Walk bis A
  2. einen halben Zirkel im Jog bis auf Höhe des Richters
  3. Walk bis auf Höhe A - Stop
  4. 180° Turn
  5. Jog bis zum Richter - Stop
  6. Set Up
  7. Back Up
  8. 90° Turn  
 Jog zurück ins Line Up

A Marker  
 ..... Walk  
 - - - - - Jog  
 - - - - - ext. Jog  
 ← 3 → 3 → 3 → Back Up

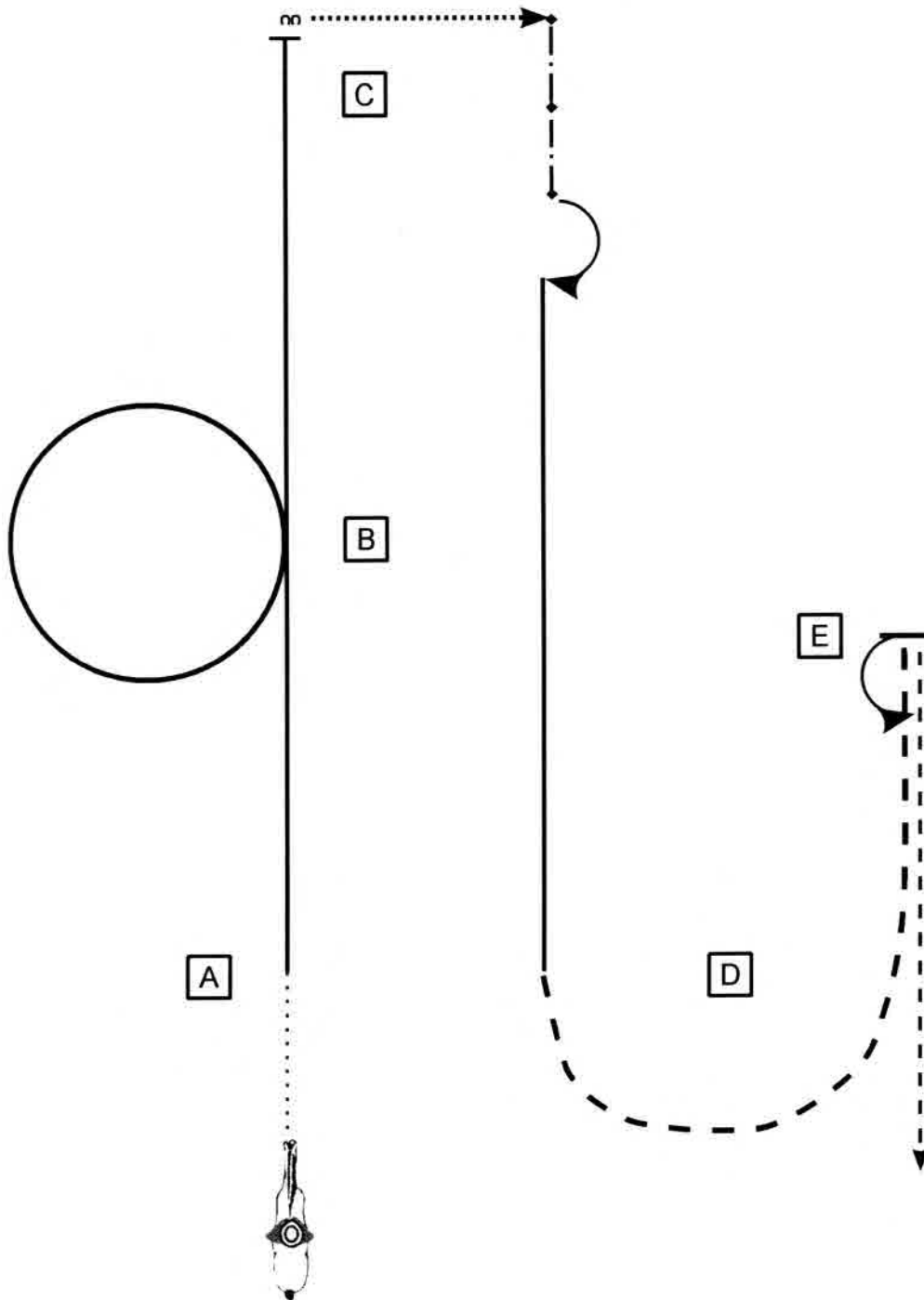
Showmanship at Halter LK 4/5



- Set Up bei A
1. Walk bis B und um B herum
  2. bei B im Jog um C herum zum Richter - Stop
  3. Set Up
  4. 90° Turn
  5. Back Up bis C  
Walk zurück ins Line Up

- A Marker  
 ..... Walk  
 - - - - - Jog  
 - - - - - ext. Jog  
 ← 3 → 3 → 3 → Back Up

Western Horsemanship LK 1 A / LK 2 A

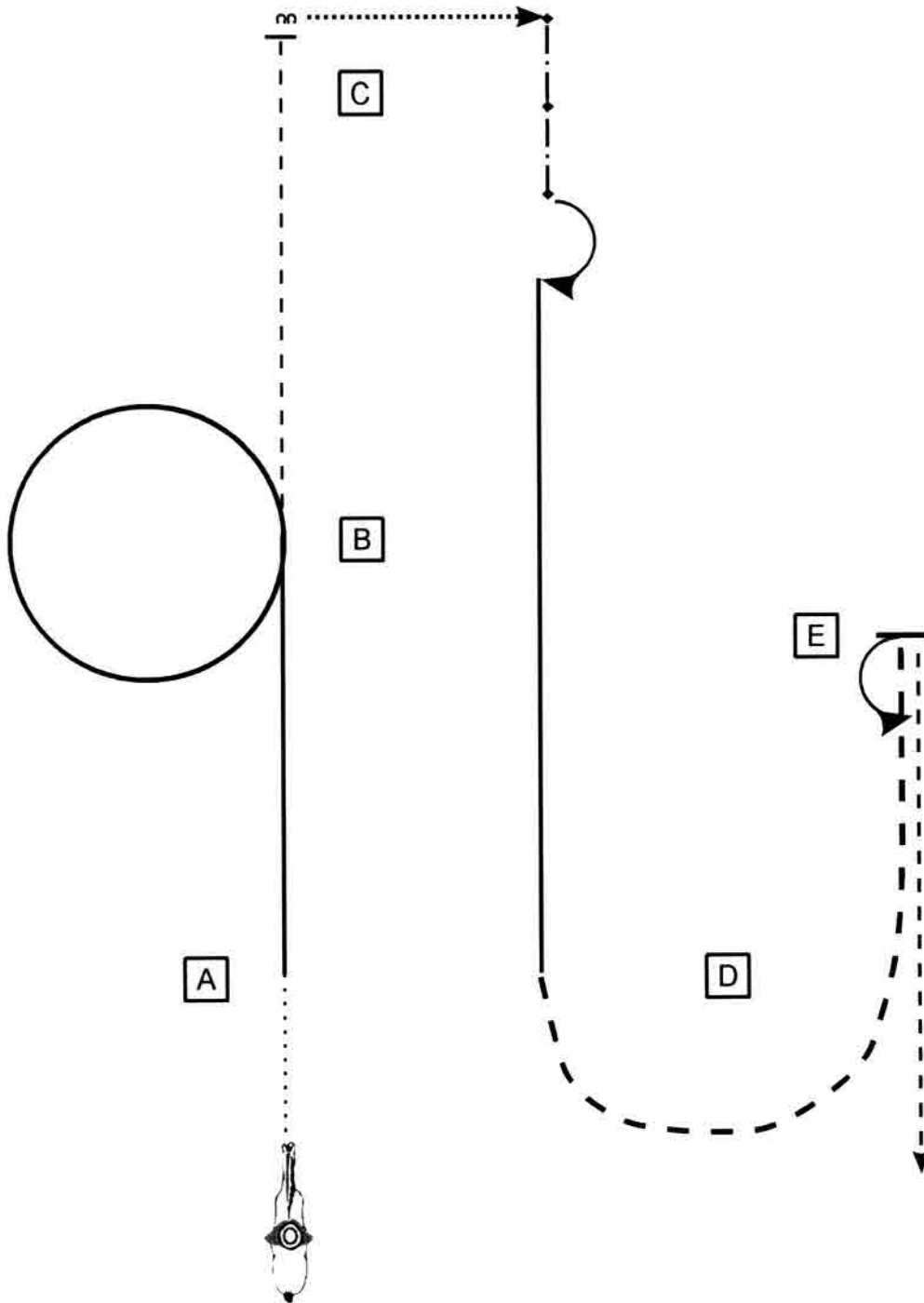


1. Walk bis A
2. Bei A Lope (LL)  
 bei B eine Lopevolte (L)  
 hinter C - Stop
3. Sidepass (R)
4. Back Up
5. 180° Turn (R)
6. Lope (RL) bis D
7. ext. Jog bis E - Stop

180° Turn (L) und im Jog  
 in die Warm Up Area

- |           |             |
|-----------|-------------|
| <b>A</b>  | Marker      |
| .....     | Walk        |
| -----     | Jog         |
| - - - - - | ext. Jog    |
| —————     | Lope        |
| —————     | ext. Lope   |
| ◄-----◄   | Backup      |
| on .....  | Sidepass    |
| —X—       | Lead Change |

Western Horsemanship LK 1-3 B

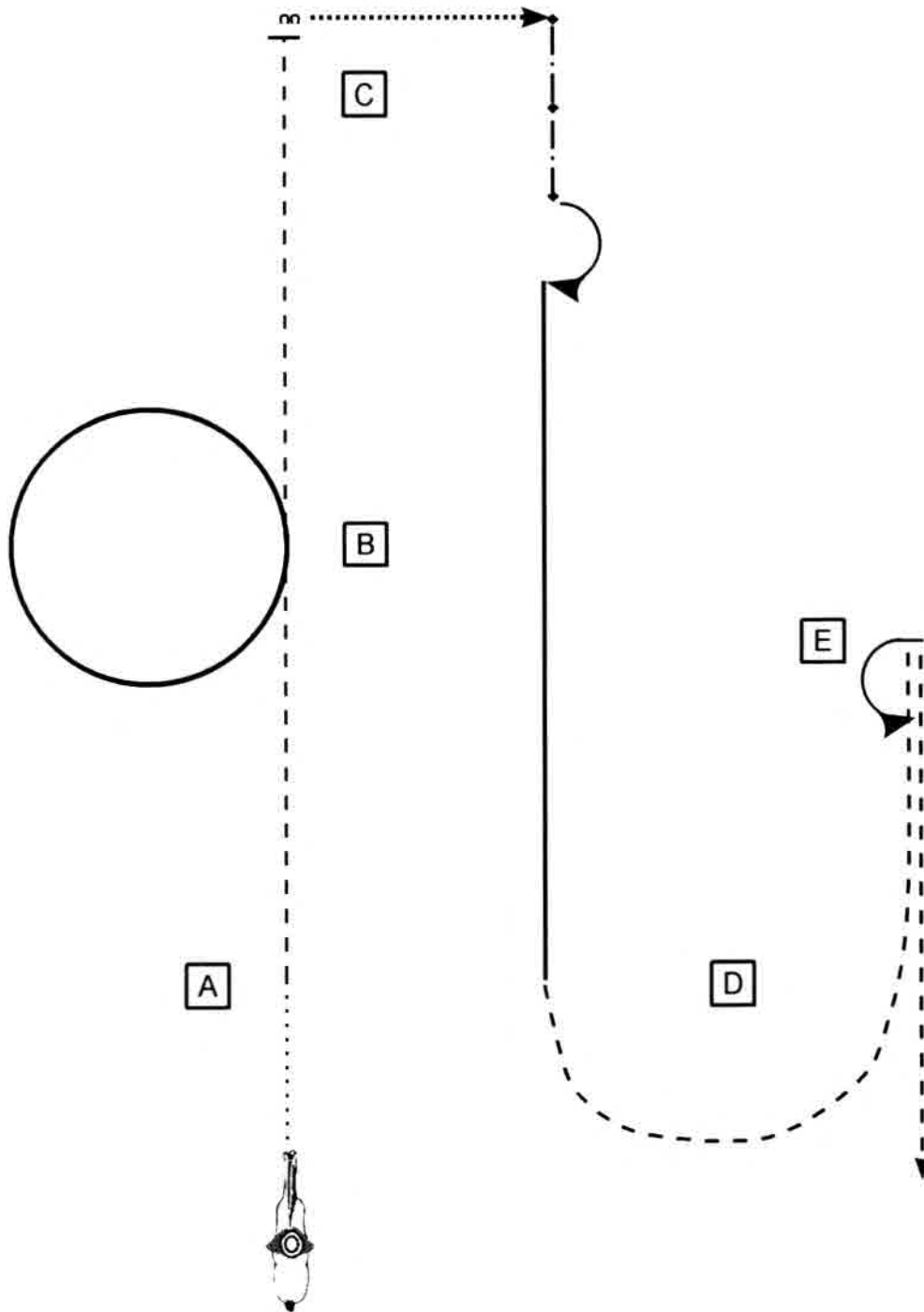


1. Walk bis A
2. Bei A Lope (LL)  
bei B eine Lopevolte (L)
3. Jog von B bis hinter C -  
Stop
4. Sidepass (R)
5. Back Up
6. 180° Turn (R)
7. Lope (RL) bis D
8. ext. Jog bis E - Stop

180° Turn (L) und im Jog  
in die Warm Up Area

<b>A</b>	Marker
.....	Walk
- - - - -	Jog
- - - - -	ext. Jog
—————	Lope
—————	ext. Lope
◄- - - - ->	Backup
m .....>	Sidepass
————— X	Lead Change

Western Horsemanship LK 3 A

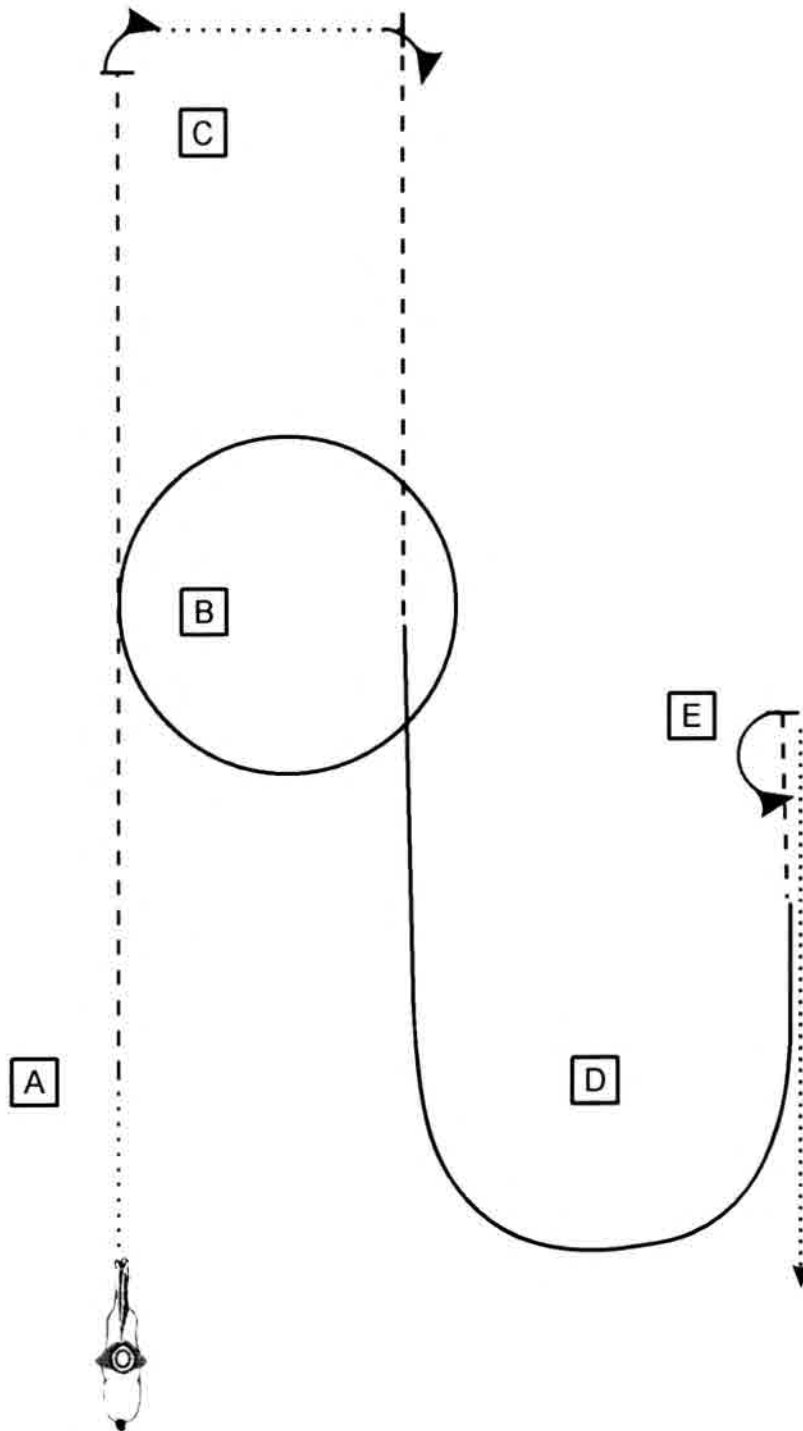


1. Walk bis A
2. Bei A Jog bis B
3. bei B eine Lopevolte (LL)  
Jog von B hinter C - Stop
4. Sidepass (R)
5. Back Up
6. 180° Turn (R)
7. Lope (RL) bis D
8. Jog bis E - Stop

180° Turn (L) und im Jog  
 in die Warm Up Area

<b>A</b>	Marker
.....	Walk
-----	Jog
- - - - -	ext. Jog
—————	Lope
—————	ext. Lope
← · · · · · →	Backup
m ·········→	Sidepass
————— X —————	Lead Change

Western Horsemanship LK 4 A

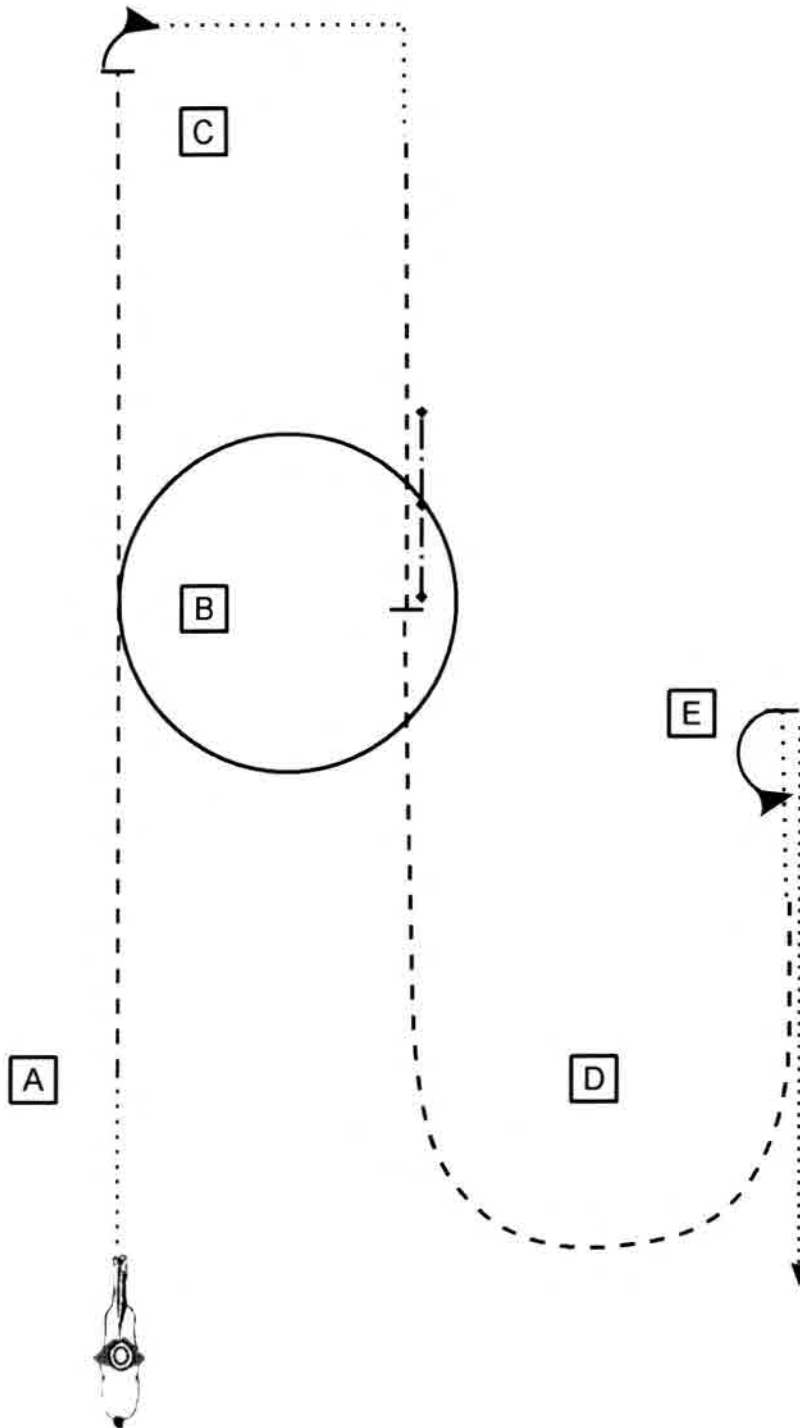


1. Walk bis A
2. Bei A Jog bis B
3. bei B eine Lopevolte (RL)  
 Jog von B hinter C - Stop
4. 90° Turn (R)
5. Walk - Stop
6. 90° Turn (R)  
 Jog bis B
7. Lope (LL) um D herum
8. Jog bis E - Stop

180° Turn (L) und im Walk  
 in die Warm Up Area

- |          |             |
|----------|-------------|
| <b>A</b> | Marker      |
| .....    | Walk        |
| -----    | Jog         |
| -----    | ext. Jog    |
| —————    | Lope        |
| —————    | ext. Lope   |
| ◄-----►  | Backup      |
| on ..... | Sidepass    |
| ————— X  | Lead Change |

Western Horsemanship LK 5 A / LK 4/5 B



1. Walk bis A
2. Bei A Jog bis B
3. bei B eine Lopevolte (RL)  
Jog von B hinter C - Stop
4. 90° Turn (R)
5. Walk bis C
6. Jog bis B - Stop  
Back Up
7. Jog um D herum
8. Walk bis E - Stop


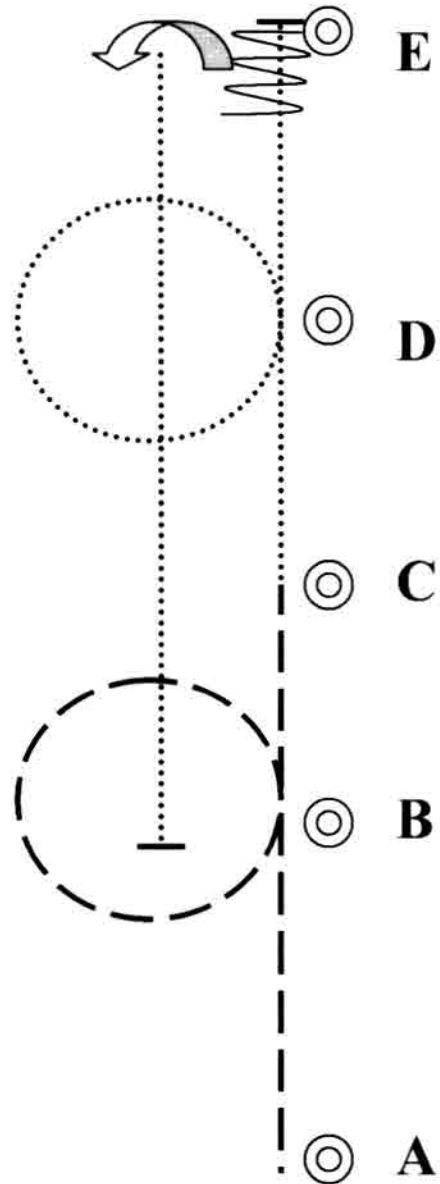
180° Turn (L) und im Walk  
 in die Warm Up Area

- |            |             |
|------------|-------------|
| <b>A</b>   | Marker      |
| .....      | Walk        |
| - - - - -  | Jog         |
| - - - - -  | ext. Jog    |
| _____      | Lope        |
| _____      | ext. Lope   |
| ◄- - - - - | Backup      |
| o- - - - - | Sidepass    |
| — x —      | Lead Change |



## Walk Trot Western Horsemanship (Nr.2)

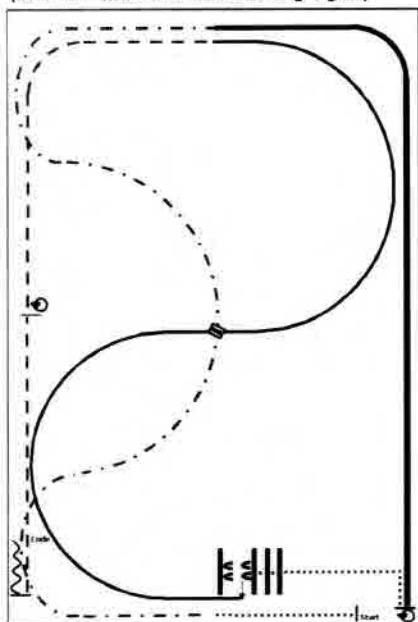
Von A nach B Jog  
Bei B Jogvolte links  
Von B bis C Jog  
Von C bis D Schritt  
Bei D Schrittvolte links  
Schritt bis E, Stopp und mind. 3 m  
rückwärts  
½ Hinterhandwendung links  
Schritt bis B, Stopp  
Im Schritt zurück zum Line Up



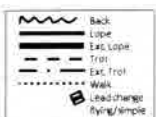
# Ranch Riding

## LK 1 A / LK 2 A

Qualifikationspattern RR 2017 #6: LK 1/2 A/B sen.  
(auch für Hallen und Plätze 20x40m geeignet)

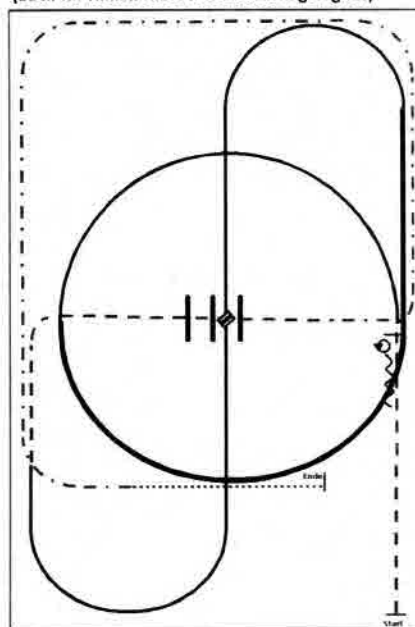


- 1) Walk
- 2) Extended stop 10 seconds
- 3) Extended stop 45° turn
- 4) Stop, 180° turn right
- 5) Walk
- 6) Walk over: diagonals left
- 7) Lope right lead
- 8) Lead change
- 9) Lope left lead
- 10) Stop
- 11) Stop, 180° turn each direction either way first
- 12) Trot stop back

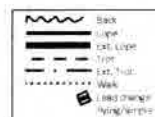


## LK 3 A

Pattern RR 2017 #4: LK 3 A/B  
(auch für Hallen und Plätze 20x40m geeignet)



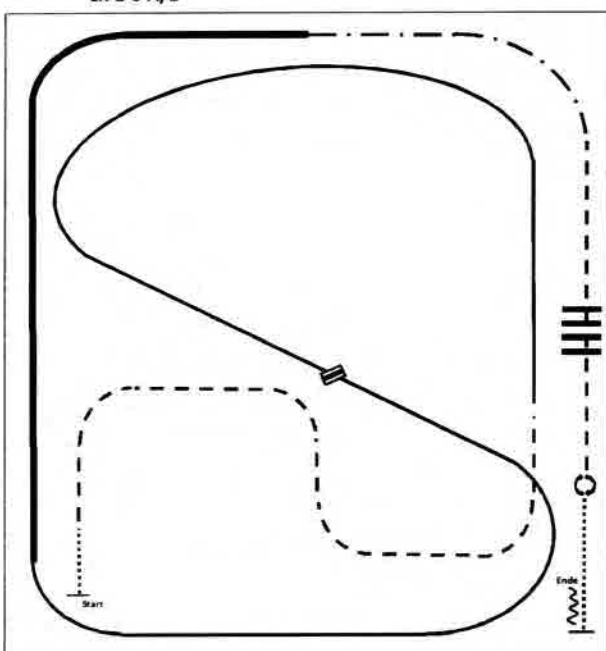
- 1) Trot
- 2) Stop, 180° turn each direction either way first
- 3) Back
- 4) Lope left lead
- 5) Extended stop: side
- 6) Lead change
- 7) Lope right lead
- 8) Trot, 90° turn
- 9) Extended stop
- 10) Walk, stop




## LK 1-3 B

2015 Ranch Riding Pattern 4 (Arenagröße mind. 20x40):  
LK 1-3 A/B

05/2015

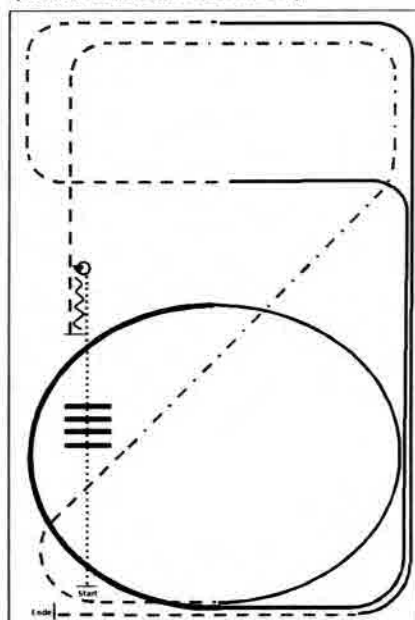


1. Walk
2. Trot
3. Lope left lead
4. Change leads
5. Lope right lead
6. Ext. Lope right lead
7. Ext. Trot
8. Trot
9. Trot over
10. Stop, Turn 360° each direction (either way first)
11. Walk, Stop, Back



## LK 4 A / LK 4/5 B / LK 5 A

Pattern RR 2017 #3: LK 4/5 A/B  
(auch für Hallen und Plätze 20x40m)



- 1) Walk
- 2) Walk over: walk
- 3) Stop, 360° turn left in right
- 4) Back
- 5) Trot
- 6) Extended stop: side
- 7) Lope left lead
- 8) Trot
- 9) Extended stop: nose
- 10) Trot
- 10a) Lope right lead
- 11) Trot, stop

